

**SAFER
WITH
FABER.**



A VISION OF GLOBAL REACH.

FABER has a lot in common with air ... both are present all over the world.

Air has always been our chosen material. Now the world is our home. So it's only natural we should want to improve them both. Installing a kitchen hood is an easy way to improve the air in your home, of course, but only thanks to Faber. After all, we invented the kitchen hood, and we are making them better every day to provide our customers with the ultimate performance, quality and comfort.

Aspiring to a better world through leadership. Everywhere, every day.

FRANKE FABER INDIA PRIVATE LIMITED. India's No. 1 Large Kitchen Appliances Company.

With Swiss (FRANKE) and Italian (FABER) parentage, FRANKE FABER India Pvt. Limited is a part of the 2.5 billion USD FRANKE Artemis Group. Completing 25 years with its India headquarters in Pune, Maharashtra. It is now India's number 1 Kitchen Appliances Company. A host of Kitchen Essentials such as Hoods/Chimney, Built-in Hobs, Hob-Cooktop Hybrids, Cooktops, Built-in ovens, Built-in MWs, Cooking Ranges, Dishwashers, Induction Cooktops, Water Purifiers, Water Geysers and other small appliances are brought to you by the group, and FRANKE FABER India Private Limited is on its way to reinvent the luxury kitchen space in the country.

INVESTING IN THE WORLD

Always growing, to serve more people.

THINKING LONG TERM

All-round competence: automation, robotics, IT, total quality.

INNOVATING CONTINUOUSLY

Engineering research, advanced solutions, living benefits.

DESIGNING THE FUTURE

Ergonomics, design, functionality, comfort, style and wellbeing for the home.

HEADQUARTER

Fabriano (AN) -ITALIA

COMMERCIAL OFFICE

Hudson -U.S.A.

Chambly -FRANCIA

Istanbul -TURCHIA

Mosca -RUSSIA

Pune -INDIA

PRODUCTION PLANT

Sassoferrato -ITALIA

Manisa -TURCHIA

Villedieu-les-Poelles -FRANCIA Byske -SVEZIA

Kaluga -RUSSIA

Pune -INDIA

San Luis -ARGENTINA

San Luis Potosi -MESSICO

COLLECTION SERIES CHIMNEYS	1
ISLAND CHIMNEYS	5
STEAM DRIVE CHIMNEYS	6
IconX SERIES AUTOCLEAN	7
GEN- / SERIES BLDC AUTOCLEAN	8
FULLY AUTOMATIC CHIMNEYS	9
AEROSTATION CHIMNEYS	11
SIXWAY AUTOCLEAN CHIMNEYS	13
AUTOCLEAN CHIMNEYS	14
3D CHIMNEYS	16
VERONA SERIES HOBTOPS	18
DELLA SERIES HOBTOPS	19
UTOPIA SERIES HOBTOPS	20
MAGICLIFT SERIES HOBTOPS	21
EXPERIA SERIES HOBTOPS	22
BELLA SERIES HOBTOPS	23
ULTIMA SERIES HOBTOPS	25
SUPERIA SERIES HOBTOPS	26
MAXUS SERIES HOBTOPS	27
COOKING RANGES	28
BUILT IN COMBO	29
BUILT IN OVENS	30
BUILT IN MICROWAVES	32
DISHWASHERS	34
WINE CHILLERS	36
REFRIGERATORS	37
COOKTOPS	38





UP & DOWN
TECHNOLOGY



REMOTE
CONTROL



LED
LIGHT

SKYLIFT

Suction 1000 m³ /hr

Width 90 cm

Cassettes dishwasher safe

LED Light 2 x Strips

Electronic Control

3 Speed





HOUR



DELAY



ENERGY
SAVING



NEST PLUS

Suction 1000 m³ /hr

Width 86 cm

Cassettes dishwasher safe

Spotlights 4 x 20 W

Electronic Control

3 Speed





EVO
DIFFUSER



REMOTE
CONTROL



INTENSIVE
SPEED



NAUTILUS



DOUBLE
ASPIRATION



PERIMETER
ASPIRATION



INTENSIVE
SPEED



NEW
REMOTE
CONTROL



LED LIGHT



ENERGY

(optional)

TALIKA

Suction 1000 m³/hr

Width 50 cm

Cassettes dishwasher safe

Spotlights 2 x 20 W

Electronic Control

3 Speed





EVO
DIFFUSER



REMOTE
CONTROL



INTENSIVE
SPEED



PAREO PLUS

Suction 1000 m³/hr


Width 50 cm

Cassettes dishwasher safe

Spotlights 4 x 20 W

Electronic Control

3 Speed





ISLAND CHIMNEYS



HERCULES ISOLA DTC BK 60/90

Description: HERCULES ISOLA DTC BK 60/90
 Finish: Black
 Controls: Touch Control (Dual)
 Lighting: 4 x Spot LED with 1.1W
 Filter: 3 x 3 Layer Baffle
 Suction: 1000 m³/hr
 Width (mm): 600/900



JANUS ISOLA 90

Description: JANUS ISOLA SS/BK 90
 Finish: Black / Stainless Steel
 BK Finish: Black+Front Glass + Rear Glass
 Controls: Dual Touch Control (Front + Rear)
 Lighting: 4 x 1. 1W Spot lamp
 Filter: 3 Layer Baffle
 Suction: 1000 m³/hr
 Width (mm): 900



STILUX ISOLA 90/120

Description: STILUX ISOLA PLUS LTW 90/120
 Finish: Stainless Steel
 Controls: Touch
 Lighting: 4 x 1. 1W Spot Lamp
 Filter: 3 x Triple Layer Baffle
 Suction: 1000 m³/hr
 Width (mm): 900/1200



FEEL ISOLA BK TC 90

Description: FEEL ISOLA BK TC 90
 Finish: Black
 Controls: Touch Control (Dual)
 Lighting: 4 x Spot LED with 1.1W
 Filter: 2 x Triple Layer Baffle
 Suction: 1000 m³/hr
 Width (mm): 900



HOOD BLOOM 90

Description: HOOD BLOOM FL BK 90
 Finish: Matte Black Glass Finish
 Controls: Gesture & 9 Speed Touch
 Lighting: 2 x 4W LED
 Filter: Filterless
 Suction: 1500 m³/hr
 Width (mm): 900



FREE SPACE DESIGN



MINIMAL DESIGN



ENERGY SAVING



COMFORT LIGHT



DELAY



TRENDY DESIGN

HOOD *THUNDER STORM*

FL SW SC BK 90



BLDC Motor with
1800m³/hr Suction



Twin Suction



Steam Cleaning



Double Stage
Oil Tray



Low Noise
52dB



Smoke Sensor
Automatic Speed

Open Kitchen

Built-in Cabinet

STEAM CLEAN FILTERLESS CHIMNEYS



THUNDER STORM 90

Description: THUNDER STORM FL SW SC BK 90
Finish: Black Glass
Functions: Steam Clean
Controls: Gesture & Touch 3 Speed + 1 Turbo
Lighting: 1 x 4W LED Lamp
Filter: Filterless
Suction: 1800 m³/hr
Width (mm): 900
Oil Collector: Stainless Steel



BOLT 60/90

Description: BOLT FL SW SC BK 60/90
Finish: Black Tempered Glass
Functions: Steam Clean
Controls: Gesture & Touch 2 Speed + 1 Turbo
Lighting: 2 x 1.5W LED Lamp
Filter: Filterless
Suction: 1500 m³/hr
Width (mm): 600/900
Oil Collector: Stainless Steel



THUNDER BOLT 90

Description: THUNDER BOLT FL SW SC BK 90
Finish: Black Finish
Functions: Steam Clean
Controls: Gesture & Touch 2 Speed + 1 Turbo
Lighting: 2 x 1.5W LED Lamp
Filter: Filterless
Suction: 1500 m³/hr
Width (mm): 900
Oil Collector: Stainless Steel




EXPERIENCE ABSOLUTE POWER OF STEAM CLEANING



Faber presents the all new, all-powerful **Bolt Chimney** with never seen before **Steam Drive 360 Degree technology** that cleans the oil and other residues with just one touch.

Get ready for more performance
with less maintenance.

OTHER FEATURES



Filterless Technology
No cleaning hassles and
zero cost maintenance.



Powerful Motor
Enables higher suction
power, ensuring high
performance and efficiency.

BIG ON STYLE BIG ON PERFORMANCE

iconX Series

65%* **BIGGER** SUCTION AREA | **50%*** **BIGGER** IMPELLER | **20%*** **BIGGER** EXHAUST

Introducing the iconX Range of kitchen chimneys. It comes with a bigger suction area, a bigger impeller and a bigger exhaust, to deliver up to 1500m³/hr suction power to keep your kitchen fresh and smoke-free.



DIRECT FLOW DESIGN



EASY CLEANING



20% MORE SUCTION*

iconX Series Auto Clean



HOOD VIVID

Description: HOOD VIVID FL HC BK 90
Finish: Matte Black Finish
Functions: Heat Autoclean
Controls: Gesture & 3 Speed Touch
Lighting: 2 x 1.5W LED
Filter: Filterless
Suction: 1500 m³/h
Width (mm): 900
Oil Collector: Matte Black Finish



HOOD COSMIC

Description: HOOD COSMIC FL HC BK 60/75/90
Finish: Matte Black Finish
Functions: Heat Autoclean
Controls: Gesture & 3 Speed Touch
Lighting: 2 x 1.5W LED
Filter: Filterless
Suction: 1500 m³/h
Width (mm): 600/750/900
Oil Collector: Matte Black Finish



HOOD ALPINE

Description: HOOD ALPINE FL HC BK 60/75/90
Finish: Matte Black Finish
Controls: Gesture & 3 Speed Touch
Lighting: 2 x 1.5W LED
Filter: Filterless
Suction: 1500 m³/hr
Width (mm): 600/750/900
Oil Collector: Matte Black Finish



HOOD PINNACLE

Description: HOOD PINNACLE FL HC BK 60/75/90
Finish: Matte Black Finish
Functions: Heat Autoclean
Controls: Gesture & 3 Speed Touch
Lighting: 2 x 2W LED
Filter: Filterless
Suction: 1500 m³/hr
Width (mm): 600/750/900
Oil Collector: Matte Black Finish



GET FABER GET MORE

Introducing the GEN-*i* Range of kitchen chimney with efficient BLDC motor.

It gives more power while consuming less electricity which means more savings for you. All the while operating more quietly compared to conventional chimneys.



*Based on 3 hrs of usage approx & at max speed for a year
*As compared to other Faber autoclean models.

30%*
MORE
SAVINGS.

20%*
MORE
PERFORMANCE.

10%*
MORE
QUIET.

GEN-*i* Series BLDC Auto Clean



COMET BLDC

Description: COMET BLDC FL HC BK 60/75/90
Finish: Matte Black
Functions: Heat Autoclean
Controls: Gesture & 9 Speed Touch With Remote
Lighting: 2 x 1.5W LED Lamp
Filter: Filterless
Motor: BLDC
Suction: 1500 m³/hr
Width (mm): 600/750/900
Oil Collector: Stainless Steel



MYSTIC BLDC

Description: MYSTIC BLDC FL HC BK 60/75/90
Finish: Matte Black
Functions: Heat Autoclean
Controls: Gesture & 9 Speed Touch With Remote
Lighting: 2 x 1.5W LED Lamp
Filter: Filterless
Motor: BLDC
Suction: 1500 m³/hr
Width (mm): 600/750/900
Oil Collector: Stainless Steel



DAZZLE BLDC

Description: DAZZLE BLDC FL HC BK 60/75/90
Finish: Matte Black
Functions: Heat Autoclean
Controls: Gesture & 9 Speed Touch With Remote
Lighting: 2 x 1.5W LED Lamp
Filter: Filterless
Motor: BLDC
Suction: 1500 m³/hr
Width (mm): 600/750/900
Oil Collector: Stainless Steel



**Energy Efficient
BLDC Motor**



THE NEXT **REVOLUTION** IN THE KITCHEN IS HERE.

GO **HANDS-FREE** WITH FABER **FULLY-AUTOMATIC** CHIMNEYS.

Faber fully-automatic chimney, powered by **U-Control** adapts and adjusts chimney's **speed** to your cooking



POWERED BY

6 m³/h suction

12 YEARS WARRANTY

Remote Control Auto Clean Alarm Odour Sensor Soft Lighting

FULLY-AUTOMATIC CHIMNEY RANGE



ELLORA 90 FL

Description: HOOD ELLORA 3D IN HC SC FL BK 90
 Filter type: Filterless
 Finish: Black Tempered Glass
 Controls: Remote, Touch & Gesture
 Feature: Fully Automatic Odour Sensor
 Led: 2 x 1.5W LED
 Suction: 1400 m³/hr



ELLORA 60 FL

Description: HOOD ELLORA 3D IN HC SC FL BK 60
 Filter type: Filterless
 Finish: Black Tempered Glass
 Controls: Remote, Touch & Gesture
 Feature: Fully Automatic Odour Sensor
 Led: 2 x 1.5W LED
 Suction: 1400 m³/hr



ELLORA 90 BF

Description: HOOD ELLORA 3D IN HC SC BF BK 90
 Filter type: Baffle
 Finish: Black Tempered Glass
 Controls: Remote, Touch & Gesture
 Feature: Fully Automatic Odour Sensor
 Led: 2 x 1.5W LED
 Suction: 1400 m³/hr



ELLORA 60/75 BF

Description: HOOD ELLORA 3D IN HC SC BF BK 60/75
 Filter type: Baffle
 Finish: Black Tempered Glass
 Controls: Remote, Touch & Gesture
 Feature: Fully Automatic Odour Sensor
 Led: 2 x 1.5W LED
 Suction: 1400 m³/hr



CYGNUS 60/75/90 FL

Description: HOOD CYGNUS IN 3D HC SC FL BK 60/75/90
 Filter type: Filterless
 Finish: Black Tempered Glass
 Controls: Remote, Touch & Gesture
 Feature: Fully Automatic Odour Sensor
 Led: 2 x 1.5W LED
 Suction: 1400 m³/hr




COSMOS 60/90

Description: HOOD COSMOS 3D HC SC BK BF 60/90
 Filter type: Baffle
 Finish: Black Tempered Glass
 Controls: Remote, Touch & Gesture
 Feature: Fully Automatic Odour Sensor
 Led: 1.5W LED
 Suction: 1400 m³/hr



KEY FEATURES OF FULLY AUTOMATIC CHIMNEY:



AUTO CLEAN ALARM

This intelligent feature allows chimney to notify customer to turn on Heatclean/Autoclean Cycle after periodic interval of 30hrs of chimney working (*Interval defined suitable for average cooking style) through 5 beeps, post that Heat autoclean cycle will start blinking until customer activates the autoclean cycle or clears the alarm.



SOFT LIGHT

This feature will allow customer to adjust the light intensity with single or double touch on lamp ✦ Intensity will cycle through Off -> Full -> Half,



ODOUR SENSOR

This is one of the most advance and smart feature which will automatically increase and decrease the speed of Chimney depending upon odour intensity. The feature is optional and can be activated by long press of Power button.



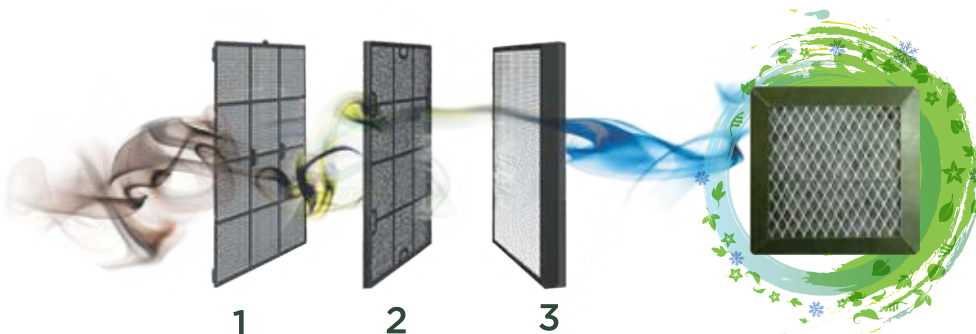
REMOTE CONTROL

Chimney can be smartly operated with the help of IR Remote control.



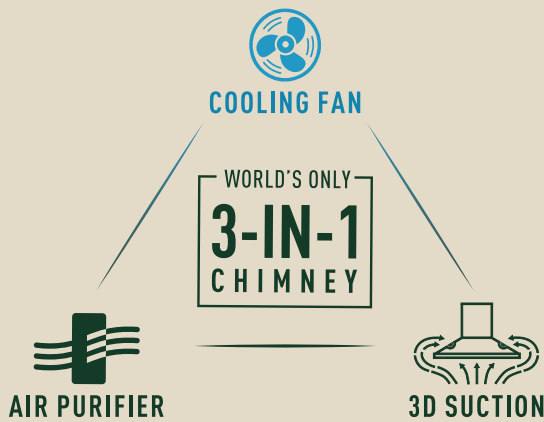
**LOVE COOKING.
LOVE THE KITCHEN.**

3-in-1 AeroStation AIR PURIFIER FILTER



- 1. NYLON FILTER:**
Remove particles, such as dust and dirt, from the air.
- 2. CARBON FILTER:**
Carbon filter to trap the Odors, Gases and neutralizes them.
- 3. HEPA FILTER:**
1 Micron filter HEPA traps harmful particles such as Dust, Smoke, Pollen, etc., and gives efficiency upto 95%

Faber launches World's only Aerostation chimney with 3D Technology



With growing air pollution & increases in the risk of health hazards, it is important to use something which keeps you and your loved one healthy & your's kitchen pollution free.

This hood comes in exciting new finishes including Alligator Black, Antique Silver & Antique Copper and also has 3 stage air purification system.

Faber introduces the world's only Aerostation Chimney with 3D Technology which offers the functionality of 3 appliances in 1. This appliance combines the functionality of a 3D chimney, a fan and an air purifier.



GLAMOUR PRO 3D BK FT 60/90

Description: 3N1 AEROSTATION GLAMOUR PRO 3D BK FT 60/90
 Finish: Black
 Speed: 3 + Intensive
 Controls: Feather Touch With Backlit
 Lighting: 2 x 1.1W LED Lamp
 Filter: Triple Layer Baffle
 Suction: 1095 m³/hr
 Width (mm): 600/900
FAN: Controls: Premium Backlit Soft Touch Panel, Motor: 4 Speed
PURIFIER: Nylon Filter: Remove particles such as dust and dirt from the air. Carbon Filter: Traps Odour, Gases and Neutralise them. HEPA 1.0 PM Filter: Removes Dust, Smoke particles up to size of 1 Micron.



STAR PRO 3D TC AB 60/90

Description: 3N1 AEROSTATION STAR PRO 3D TC AB 60/90
 Finish: Alligator Black
 Speed: 3 + Intensive
 Controls: Touch With Backlit
 Lighting: 2 x 1.1W LED Lamp
 Filter: Triple Layer Baffle
 Suction: 1095 m³/hr
 Width (mm): 600/900
FAN: Controls: Premium Backlit Soft Touch Panel, Motor: 4 Speed
PURIFIER: Nylon Filter: Remove particles such as dust and dirt from the air. Carbon Filter: Traps Odour, Gases and Neutralise them. HEPA 1.0 PM Filter: Removes Dust, Smoke particles up to size of 1 Micron.



SPARKLE PRO 3D AB TC 60/90

Description: 3N1 AEROSTATION SPARKLE PRO 3D AB TC 60/90
 Finish: Alligator Black
 Speed: 3 + Intensive
 Controls: Touch With Backlit
 Lighting: 2 x 1.1W LED Lamp
 Filter: Triple Layer Baffle
 Suction: 1095 m³/hr
 Width (mm): 600/900
FAN: Controls: Premium Backlit Soft Touch Panel, Motor: 4 Speed
PURIFIER: Nylon Filter: Remove particles such as dust and dirt from the air. Carbon Filter: Traps Odour, Gases and Neutralise them. HEPA 1.0 PM Filter: Removes Dust, Smoke particles up to size of 1 Micron.



SPARK PRO 3D BK 60/90

Description: 3N1 AEROSTATION SPARK PRO 3D BK 60/90
 Finish: Alligator Black
 Speed: 3 + Intensive
 Controls: Feather Touch with Backlit
 Lighting: 2 x 1.1W LED Lamp
 Filter: Triple Layer Baffle
 Suction: 1095 m³/hr
 Width (mm): 600/900
FAN: Controls: Premium Backlit Soft Touch Panel, Motor: 4 Speed
PURIFIER: Nylon Filter: Remove particles such as dust and dirt from the air. Carbon Filter: Traps Odour, Gases and Neutralise them. HEPA 1.0 PM Filter: Removes Dust, Smoke particles up to size of 1 Micron.





The Worlds 1st 6-Way Suction Chimney Range. Made In India.

KITCHEN SMOKE KA SIX WAY SOLUTION

Filterless | Powerful motor | Heat Autoclean

6-WAY, FILTERLESS & AUTO CLEAN CHIMNEYS



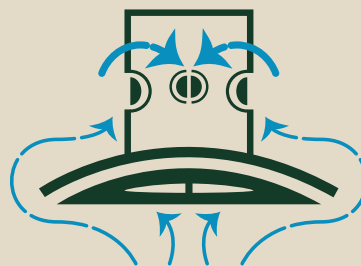
HOOD EVEREST 3D IN 60/90

Description: HOOD EVEREST 3D IN
HC SC FL LG 60/75/90
Finish: Stainless Steel / Black
Functions: Heat Autoclean
Controls: Gesture + Touch
Lighting: 1 x LED of 1.5W each
Filter: Filterless
Features: Autoclean Alarm, Softlight
Suction: 1250 m³/hr
Width (mm): 600/750/900
Oil Collector: Light Grey




BONITO 3D IND 60/75/90

Description: BONITO 3D IND HC SC FL BK 60/75/90
Finish: Black
Functions: Heat Autoclean
Controls: Gesture + Touch
Lighting: 2 x 1.5W LED Lamp
Filter: Filterless
Suction: 1250 m³/hr
Width (mm): 600/750/900
Oil Collector: Stainless Steel







**3D Auto Clean
Technology
with 6-way Suction**

FILTERLESS

 Auto Clean Chimney



 High Suction Power 1350m ³ /hr	 Smart Gesture Control
 Black Tempered Glass	 Stainless Steel Oil Collector

AUTO CLEAN CHIMNEYS



ZENITH

Description: ZENITH FL SC AC BK 60/75/90
Finish: Black Tempered Glass
Functions: Heat Autoclean
Controls: Gesture & 3 Speed Touch
Lighting: 2 x 1.5W LED Lamp
Filter: Filterless
Suction: 1350 m³/hr
Width (mm): 600/750/900
Oil Collector: Stainless Steel



APEX

Description: APEX FL HC SC BK 60/90
Finish: Black Tempered Glass
Functions: Heat Autoclean
Controls: Gesture & 3 Speed Touch
Lighting: 2 x 1.5W LED Lamp
Filter: Filterless
Suction: 1500 m³/hr
Width (mm): 600/900
Oil Collector: Stainless Steel



SUNNY IN

Description: HOOD SUNNY IN HC SC FL LG 60/75/90
Finish: Black
Functions: Heat Autoclean
Controls: Gesture & 3 Speed Touch
Lighting: 1 x 1.5W LED Lamp
Filter: Filterless
Features: Autoclean Alarm, Softlight
Suction: 1200 m³/hr
Width (mm): 600/750/900
Oil Collector: Light Grey



VERTEX PLUS 60/90

Description: VERTEX PLUS FL TC HC BK 60/90
Finish: Black Tempered Glass
Functions: Heat Autoclean
Controls: Gesture & 3 Speed Touch
Lighting: 2 x 1.5W LED Lamp
Filter: Filterless
Suction: 1200/1500 m³/hr
Width (mm): 600/900
Oil Collector: Stainless Steel



BLISS

Description: HOOD BLISS FL SC AC BK 60/90
Finish: Black Tempered Glass
Functions: Heat Autoclean
Controls: Gesture & 3 Speed Touch
Lighting: 2 x 1.5W LED Lamp
Filter: Filterless
Suction: 1350 m³/hr
Width (mm): 600/900
Oil Collector: Stainless Steel



HOOD VERTIGO

Description: HOOD VERTIGO FL SC AC BK 60/75/90
Finish: Black
Functions: Heat Autoclean
Controls: Gesture + Touch
Lighting: 1.5W LED
Filter: Filterless
Suction: 1200 m³/hr
Width (mm): 600/750/900
Oil Collector: Stainless Steel





HOOD MAGNUS IN

Description: HOOD MAGNUS IN HC SC FL EBK 90
 Finish: Black
 Functions: Heat Autoclean
 Controls: Gesture & Touch
 Lighting: 2 x 1.5W LED Lamp
 Filter: Filterless
 Features: Autoclean Alarm, Softlight
 Suction: 1400 m³/hr
 Width (mm): 600/900
 Oil Collector: Stainless Steel



MIAMI IN

Description: HOOD MIAMI IN HC SC FL BK 60/90
 Finish: Black
 Controls: Gesture & 3 Speed Touch
 Lighting: 1 x 1.5W LED each
 Filter: Filterless
 Suction: 1200 m³/hr
 Width (mm): 600/900
 Oil Collector: Black



HOOD ZEST IN

Description: HOOD ZEST IN HC SC FL BK 60/75/90
 Finish: Black
 Functions: Heat Autoclean
 Controls: Gesture & Touch
 Lighting: 1.5W LED Lamp
 Filter: Filterless
 Suction: 1200 m³/hr
 Width (mm): 600/750/900
 Oil Collector: Black



MOJITO

Description: HOOD MOJITO IN HC SC FL BK 60
 Finish: Black
 Functions: Heat Autoclean
 Controls: Gesture & Touch
 Lighting: 1.5W LED Lamp
 Filter: Filterless
 Suction: 1200 m³/hr
 Width (mm): 600
 Oil Collector: Black



ACE PRO

Description: HOOD ACE PRO 3D IN HC PB FL BK 60/90
 Finish: Black
 Functions: Heat Autoclean
 Controls: Push Button
 Lighting: 1.5W LED Lamp
 Filter: Filterless
 Suction: 1150 m³/hr
 Width (mm): 600/900
 Oil Collector: Black





3D CHIMNEY

“I HAVE QUIT SMOKING
IN THE KITCHEN”

3D CHIMNEYS



STILUX 3D

Description: STILUX 3D PLUS T2S2 TC SEN MAX LTW 90/60
STILUX 3D T2S2 BK TC LTW 60/90/120
STILUX 3D T2S2 TC LTW 60/90

Finish: Stainless Steel / Black / Black Mirror

Controls: Touch

Lighting: 2 x 1.1W LED Lamp

Filter: 3 Layer Baffle

Suction: 3D Plus Max: 1350 m³/hr.
3D: 1095 m³/hr,
3D Plus: 1150 m³/hr.

Width (mm): 600/900/1200



STILO 3D

Description: STILO 3D PLUS T2S2 MAX LTW 60/90
STILO SLIM 3D PLUS T2S2 BK LTW 60/90
STILO SLIM 3D PLUS T2S2 LTW 60/90

Finish: Stainless Steel / Black

Controls: Push Button

Lighting: 2 x 1.1W LED Lamp

Filter: 3 Layer Baffle

Suction: 3D Plus Max: 1350 m³/hr.
3D: 1095 m³/hr,
3D Plus: 1150 m³/hr.

Width (mm): 600/900



FEEL 3D

Description: FEEL 3D PLUS T2S2 TC SEN MAX LTW 60/90
FEEL 3D T2S2 BK TC LTW 60/90
FEEL 3D T2S2 PB LTW 60/90

Finish: Black with Curve Glass

Controls: Touch / Push Button

Lighting: 2 x 1.1W LED Lamp

Filter: 3 Layer Baffle

Suction: 3D Plus Max: 1350 m³/hr.
3D: 1095 m³/hr

Width (mm): 600/900



HOOD FEEL

Description: HOOD FEEL PRO TC SC BF BK 90

Finish: Black with Curve Glass

Controls: Gesture + Touch

Lighting: 1 x 1.5W LED Lamp

Filter: 3 Layer Baffle

Suction: 1320 m³/hr.

Width (mm): 600/900



SUPER 3D

Description: SUPER 3D PLUS MAX T2S2 BK TC 60/90
SUPER 3D PLUS T2S2 BK TC LTW 60/90

Finish: Black with Flat Glass

Controls: Touch

Lighting: 2 x 1.1W LED Lamp

Filter: 3 Layer Baffle

Suction: 3D Plus Max: 1350 m³/hr,
3D Plus: 1150 m³/hr

Width (mm): 600/900



PLUTO

Description: HOOD PLUTO PB BF BK 60

Finish: Black Powder Coated

Controls: Push Button

Lighting: 2 x 1.5W LED Lamp

Filter: Baffle

Suction: 1000 m³/hr

Width (mm): 600





MARS

Description: HOOD MARS PB BF BK 60
 Finish: Black
 Functions: Heat Autoclean
 Controls: Push Button
 Lighting: 1.5W LED Lamp
 Filter: Baffle
 Suction: 1000 m³/hr
 Width (mm): 600



TRATTO 3D

Description: TRATTO 3D T2S2 LTW 60/90
 Finish: Black with Black Mirror
 Controls: Touch Control / Push Button
 Lighting: 2 x 1.1W LED Lamp
 Filter: 3 x 2 Layer Baffle
 Suction: 1095 m³/hr
 Width (mm): 600/900



CLASS PRO

Description: CLASS PRO PB BK LTW 60
 Finish: Black
 Controls: Push Button
 Lighting: 1 x 2W LED Filament Lamp
 Filter: Baffle
 Suction: 1000 m³/hr
 Width (mm): 600



PRETTY PLUS PRO

Description: PRETTY PLUS PRO BK LTW 60
 Finish: Black Powder Coated
 Controls: Push Button
 Lighting: 2 x 2W LED Lamp
 Filter: Baffle
 Suction: 1000 m³/hr
 Width (mm): 600



GLASSY

Description: GLASSY SS LTW 60
 Finish: Stainless Steel and Glass
 Controls: Push Button
 Lighting: 2 x 2W LED Lamp
 Filter: Baffle
 Suction: 800 m³/hr
 Width (mm): 600



GLASSY 3D

Description: GLASSY 3D T2S2 MAX LTW 60/90
 GLASSY 3D T2S2 LTW 60/75/90
 GLASSY 3D T2S2 BK LTW 60/90
 Finish: Stainless Steel / Black Glass
 Controls: Push Button
 Lighting: 2 x 2W LED Lamp
 Filter: 3 Layer Baffle
 Suction: 3D Plus Max: 1350 m³/hr,
 3D: 1095 m³/hr,
 3D Plus: 1150 m³/hr.
 Width (mm): 600/750/900



RUBY XL TC

Description: RUBY XL TC SS 60
 Finish: Stainless Steel
 Controls: Touch
 Lighting: LED Lamp 1 x 2W
 Filter: Baffle
 Suction: 700 m³/hr
 Width (mm): 600



RUBY XL PB

Description: RUBY XL PB SS 60
 Finish: Stainless Steel
 Controls: Push Button
 Lighting: LED Lamp 1 x 2W
 Filter: Baffle
 Suction: 700 m³/hr
 Width (mm): 600



RUBY XL TC

Description: RUBY XL TC BK 60
 Finish: Black
 Controls: Touch
 Lighting: LED Lamp 1 x 2W
 Filter: Baffle
 Suction: 700 m³/hr
 Width (mm): 600



THE VERONA RANGE

MASTER YOUR CULINARY CRAFT
WITH 3D DUAL FLAME TECHNOLOGY.



Dual Flame Burners

- High performance 4.5KW Burner with Dual Flame Technology
- Lower Single Flame of 1.5KW provides versatility in product usage

- Auto Burner Shut off for Superior Safety
- Cast Iron Pan Support
- Auto Ignition
- Special Grid Design for Higher Burner Efficiency
- Edge Protection
- Matte Black Glass Finish

VERONA HOB COOKTOP HYBRIDS



HOB VERONA IND HD 723 CI FFD AI

Width : 72 cm
Finish : **Matte Black Glass with Golden Border Edge Protection**
Pan Support : **Cast Iron**
Knobs : Metal with Gold Border
Burner Type : **Full Brass Burners** - 1 x 4.5 KW Triple Ring HD Burner, 1 x 3.0 KW Mini Triple Ring Burners, 1 x 1.5 KW Small Burners
Ignition : In-built Auto Electric, AC 230 V Operated
Drip Tray: Stainless Steel Black Finish
Safety : **Flame Failure Device**
Product Dimensions (WxDxH) : 720x525x145 mm
Cut Out (WxD) : 645x470 mm



HOB VERONA IND HD 724 CI FFD AI

Width : 72 cm
Finish : **Matte Black Glass with Golden Border Edge Protection**
Pan Support : **Cast Iron**
Knobs : Metal with Gold Border
Burner Type : **Full Brass Burners** - 1 x 4.5 KW Triple Ring HD Burner, 1 x 3.0 KW Mini Triple Ring Burners, 2 x 1.5 KW Dual Burners
Ignition : In-built Auto Electric, AC 220 V Operated
Drip Tray: Stainless Steel Black Finish
Safety : **Flame Failure Device**
Product Dimensions (WxDxH) : 720x525x145 mm
Cut Out (WxD) : 645x470 mm



HOB VERONA IND HD 783 CI FFD AI

Width : 78 cm
Finish : **Matte Black Glass with Golden Border Edge Protection**
Pan Support : **Cast Iron**
Knobs : Metal with Golden Border
Burner Type : **Full Brass Burners** - 1 x 4.5 KW Triple Ring HD Burner, 1 x 3.0 KW Mini Triple Ring Burners, 1 x 1.5 KW Dual Burners
Ignition : In-built Auto Electric, AC 220 V Operated
Drip Tray: Stainless Steel Black Finish
Safety : **Flame Failure Device**
Product Dimensions (WxDxH) : 780x525x145 mm
Cut Out (WxD) : 685x475 mm



HOB VERONA IND HD 784 CI FFD AI

Width : 78 cm
Finish : **Matte Black Glass with Golden Border Edge Protection**
Pan Support : **Cast Iron**
Knobs : Metal with Gold Border
Burner Type : **Full Brass Burners** - 1 x 4.5 KW Triple Ring HD Burner, 1 x 3.0 KW Mini Triple Ring Burners, 2 x 1.5 KW Dual Burners
Ignition : In-built Auto Electric, AC 220 V Operated
Drip Tray: Stainless Steel Black Finish
Safety : **Flame Failure Device**
Product Dimensions (WxDxH) : 780x525x145 mm
Cut Out (WxD) : 695x470 mm



HOB VERONA IND HD 904 CI FFD AI

Width : 90 cm
Finish : **Matte Black Glass with Golden Border Edge Protection**
Pan Support : **Cast Iron**
Knobs : Metal with Gold Border
Burner Type : **Full Brass Burners** - 1 x 4.5 KW Triple Ring HD Burner, 1 x 3.0 KW Mini Triple Ring Burners, 2 x 1.5 KW Dual Burners
Ignition : In-built Auto Electric, AC 220 V Operated
Drip Tray: Stainless Steel Black Finish
Safety : **Flame Failure Device**
Product Dimensions (WxDxH) : 900x525x145 mm
Cut Out (WxD) : 825x475 mm



HOB VERONA IND HD 905 CI FFD AI

Width (mm) : 90 cm
Finish : **Matte Black Glass with Golden Border Edge Protection**
Pan Support : **Cast Iron**
Knobs : Metal with Gold Border
Burner Type : **Full Brass Burners** - 1 x 4.5 KW Triple Ring HD Burner, 2 x 3.0 KW Mini Triple Ring Burners, 2 x 1.5 KW Dual Burners
Drip Tray: Stainless Steel Black Finish
Ignition : In-built Auto Electric, AC 220 V Operated
Safety : **Flame Failure Device**
Product Dimensions (WxDxH) : 900x525x145 mm
Cut Out (WxD) : 825x475 mm



THE DELLA RANGE

ELEVATE YOUR COOKING EXPERIENCE
WITH 3D DUAL FLAME INNOVATION.



Dual Flame Burners

- High performance 4.5KW Burner with Dual Flame Technology
- Lower Single Flame of 1.5KW provides versatility in product usage

- Auto Burner Shut off for Superior Safety
- Cast Iron Pan Support
- Auto Ignition
- Special Grid Design for Higher Burner Efficiency
- Matte Glass Finish

DELLA HOB COOKTOP HYBRIDS



HOB DELLA HD 723 CI AI

Width (mm): 72 cm
Finish: **Matte Glass Finish**
Pan Support: **Cast Iron**
Knobs: Premium Metal Knob
Burner Type: **Full Brass Burners - 1 x 4.5 Kw Triple Ring HD Burner, 1 x 3.0 Kw Mini Triple Ring Burners, 1 x 1.5 Kw Small Burners**
Ignition: In-built Auto Electric, AC 220 V Operated
Drip Tray: Stainless Steel Black Finish
Product Dimensions (WxDxH): 720x525x145 mm
Cut Out (WxD): 645x470 mm



HOB DELLA HD 724 CI AI

Width (mm): 72 cm
Finish: **Matte Glass Finish**
Pan Support: **Cast Iron**
Knobs: Premium Metal Knob
Burner Type: **Full Brass Burners - 1 x 4.5 Kw Triple Ring Big Burner, 1 x 3.0 Kw Mini Triple Ring Burners, 2 x 1.5 Kw Dual Burners**
Ignition: In-built Auto Electric, AC 220 V Operated
Drip Tray: Stainless Steel Black Finish
Product Dimensions (WxDxH): 720x525x145 mm
Cut Out (WxD): 645x470 mm



HOB DELLA HD 783 CI AI

Width (mm): 78 cm
Finish: **Matte Glass Finish**
Pan Support: **Cast Iron**
Knobs: Premium Metal Knob
Burner Type: **Full Brass Burners - 1 x 4.5 Kw Triple Ring HD Burner, 1 x 3.0 Kw Mini Triple Ring Burners, 1 x 1.5 Kw Small Burners**
Ignition: In-built Auto Electric, AC 220 V Operated
Drip Tray: Stainless Steel Black Finish
Product Dimensions (WxDxH): 780x525x145 mm
Cut Out (WxD): 685x475 mm



HOB DELLA HD 784 CI AI

Width (mm): 78 cm
Finish: **Matte Glass Finish**
Pan Support: **Cast Iron**
Knobs: Premium Metal Knob
Burner Type: **Full Brass Burners - 1 x 4.5 Kw Triple Ring HD Burner, 1 x 3.0 Kw Mini Triple Ring Burners, 2 x 1.5 Kw Dual Burners**
Ignition: In-built Auto Electric, AC 220 V Operated
Drip Tray: Stainless Steel Black Finish
Product Dimensions (WxDxH): 780x525x145 mm
Cut Out (WxD): 695x470 mm



HOB DELLA HD 904 CI AI

Width (mm): 90 cm
Finish: **Matte Glass Finish**
Pan Support: **Cast Iron**
Knobs: Premium Metal Knob
Burner Type: **Full Brass Burners - 1 x 4.5 Kw Triple Ring HD Burner, 1 x 3.0 Kw Mini Triple Ring Burners, 2 x 1.5 Kw Small Burners**
Ignition: In-built Auto Electric, AC 220 V Operated
Drip Tray: Stainless Steel Black Finish
Product Dimensions (WxDxH): 900x525x145 mm
Cut Out (WxD): 825x475 mm



THE UTOPIA PRO RANGE

LOOKS GREAT, COOKS BETTER!



Dual Flame Burners

- High Performance 4 KW Burner with Dual Functionality
- Lower Single Flame of 1.7 KW provides versatility in product usage
- In-Built Auto Ignition with AC 230V Power Supply

Auto Burner Shut off for Superior Safety

Cast Iron Pan Support

Auto Ignition

Special Grid Design for Higher Burner Efficiency

UTOPIA PRO HOB COOKTOP HYBRIDS



UTOPIA PRO HT 905 BR CI

Width (mm): 90 cm
 Finish: **8mm Black Tempered Glass**
 Pan Support: **Cast Iron**
 Knob: Premium Metal Knobs with Golden Inserts
 Burner Type: **Full Brass Burners - 1 x 4Kw Triple Ring Dual Flame + 2 x 3Kw Mini Triple Ring + 2 x 1.7 Kw Double Ring with Black Enamel Coating**

Safety: **Flame Failure Device**
 Product Dimensions (WxDxH): 900x525x130 mm
 Cut Out (WxD): 825x475 mm



UTOPIA PRO HT 804 BR CI

Width (mm): 80 cm
 Finish: **8mm Black Tempered Glass**
 Pan Support: **Cast Iron**
 Knob: Premium Metal Knobs with Golden Inserts
 Burner Type: **Full Brass Burners - 1 x 4Kw Triple Ring Dual Flame + 1 x 3Kw Mini Triple Ring + 2 x 1.7 Kw Double Ring with Black Enamel Coating**

Safety: **Flame Failure Device**
 Product Dimensions (WxDxH): 800x525x130 mm
 Cut Out (WxD): 685x475 mm



UTOPIA PRO HT 903 BR CI

Width (mm): 90 cm
 Finish: **8mm Black Tempered Glass**
 Pan Support: **Cast Iron**
 Knob: Premium Metal Knobs with Golden Inserts
 Burner Type: **Full Brass Burners - 1 x 4Kw Triple Ring Dual Flame + 1 x 3Kw Mini Triple Ring + 1 x 1.7 Kw Double Ring with Black Enamel Coating**

Safety: **Flame Failure Device**
 Product Dimensions (WxDxH): 900x525x130 mm
 Cut Out (WxD): 825x475 mm



UTOPIA PRO HT 783 BR CI

Width (mm): 78 cm
 Finish: **8mm Black Tempered Glass**
 Pan Support: **Cast Iron**
 Knob: Premium Metal Knobs with Golden Inserts
 Burner Type: **Full Brass Burners - 1 x 4Kw Triple Ring Dual Flame + 1 x 3Kw Mini Triple Ring + 1 x 1.7 Kw Double Ring with Black Enamel Coating**

Safety: **Flame Failure Device**
 Product Dimensions (WxDxH): 780x525x130 mm
 Cut Out (WxD): 685x475 mm



UTOPIA PRO HT 604 BR CI

Width (mm): 60 cm
 Finish: **8mm Black Tempered Glass**
 Pan Support: **Cast Iron**
 Knob: Premium Metal Knobs with Golden Inserts
 Burner Type: **Full Brass Burners - 1 x 4Kw Triple Ring Dual Flame + 1 x 3Kw Mini Triple Ring + 2 x 1.7 Kw Double Ring with Black Enamel Coating**

Safety: **Flame Failure Device**
 Product Dimensions (WxDxH): 600x525x130 mm
 Cut Out (WxD): 555x475 mm



UTOPIA PRO HT 603 BR CI

Width (mm): 60 cm
 Finish: **8mm Black Tempered Glass**
 Pan Support: **Cast Iron**
 Knob: Premium Metal Knobs with Golden Inserts
 Burner Type: **Full Brass Burners - 1 x 4Kw Triple Ring Dual Flame + 1 x 3Kw Mini Triple Ring + 1 x 1.7 Kw Double Ring with Black Enamel Coating**

Safety: **Flame Failure Device**
 Product Dimensions (WxDxH): 600x525x130 mm
 Cut Out (WxD): 555x475 mm



UTOPIA PRO HT 704 BR CI

Width (mm): 70 cm
 Finish: **8mm Black Tempered Glass**
 Pan Support: **Cast Iron**
 Knob: Premium Metal Knobs with Golden Inserts
 Burner Type: **Full Brass Burners - 1 x 4Kw Triple Ring Dual Flame + 1 x 3Kw Mini Triple Ring + 2 x 1.7 Kw Double Ring with Black Enamel Coating**

Safety: **Flame Failure Device**
 Product Dimensions (WxDxH): 700x525x130 mm
 Cut Out (WxD): 555x445 mm



Cooking *elevated*. Cleaning *simplified*.
Add some magic to your kitchen.

Introducing **MagicLift Built-In Hobs**



8 mm Thick
Toughened Glass



Optimum Gas
Consumption



Cast Iron Pan
Support



High Thermal
Efficiency



Imported
Valves



Innovative
Design



MAGICLIFT HT 904 BR CI AI

Width (mm) : 90 cm
Finish : **Matte Glass Finish**
Pan Support : **Cast Iron**
Knobs : Premium
Burner Type : **Brass Burners** - 2 x 3.0 Kw, 2 x 2.5Kw Ring Burners
Ignition : Auto Ignition (Battery Operated)
Safety : **Flame Failure Device**
Product Dimensions (WxDxH) : 900x525x170 mm
Cut Out (WxD) : 825x475mm



MAGICLIFT HT 804 BR CI AI

Width (mm) : 80 cm
Finish : **Matte Glass Finish**
Pan Support : **Cast Iron**
Knobs : Premium
Burner Type : **Brass Burners** - 2 x 3.0 Kw, 2 x 2.5Kw Ring Burners
Ignition : Auto Ignition (Battery Operated)
Safety : **Flame Failure Device**
Product Dimensions (WxDxH) : 800x525x170 mm
Cut Out (WxD) : 725x475mm



MAGICLIFT HT 753 BR CI AI

Width (mm) : 75 cm
Finish : **Matte Glass Finish**
Pan Support : **Cast Iron**
Knobs : Premium
Burner Type : **Brass Burners** - 2 x 3.0 Kw, 1 x 2.5Kw Ring Burners
Ignition : Auto Ignition (Battery Operated)
Safety : **Flame Failure Device**
Product Dimensions (WxDxH) : 750x525x170 mm
Cut Out (WxD) : 675x475mm



THE EXPERIA RANGE

REDEFINE YOUR KITCHEN WITH THIS SPILL & LEAK-PROOF WONDER.



SPILL PROOF DESIGN

Prevents spills and leaks, ensuring a clean & hassle-free cooking experience.

Auto Burner Shut off for Superior Safety

Cast Iron Pan Support



Brass Burners with Triple Ring Flame Burner Design



Auto Ignition



Heat Chamber Grid Design for Higher Burner Efficiency

EXPERIA HOB COOKTOP HYBRIDS



HOB EXPERIA HT 703 ALU AI

Width : 70 cm
Finish: **Black Tempered Glass**
Pan Support: **Cast Iron**
Knobs : Premium Metal Knob with Golden Inserts
Burner Type : **Brass Burners - 1 x 3.0 KW Triple Ring Big Burner, 1 x 2.8 KW Mini Triple Ring Burners, 1 x 1.7 KW Small Burners**
Ignition : In-built Auto Electric, DC 1.5 V Operated
Drip Tray : Round Design Stainless Steel Black Finish
Product Dimensions (WxDxH): 700x525x130 mm
Cut Out (WxD) : 555x475 mm



HOB EXPERIA HT 704 ALU AI

Width : 70 cm
Finish: **Black Tempered Glass**
Pan Support: **Cast Iron**
Knobs : Premium Metal Knob with Golden Inserts
Burner Type : **Brass Burners - 1 x 3.0 KW Triple Ring Big Burners, 1 x 2.8 KW Mini Triple Ring Burners, 2 x 1.7 KW Small Burners**
Ignition : In-built Auto Electric, DC 1.5 V Operated
Drip Tray : Round Design Stainless Steel Black Finish
Product Dimensions (WxDxH): 700x525x130 mm
Cut Out (WxD) : 555x475 mm



HOB EXPERIA HT 753 ALU AI FFD

Width : 75 cm
Finish: **Black Tempered Glass**
Pan Support: **Cast Iron**
Knobs : Premium Metal Knob with Golden Inserts
Burner Type : **Brass Burners - 1 x 3.0 KW Triple Ring Big Burner, 1 x 2.8 KW Mini Triple Ring Burners, 1 x 1.7 KW Small Burners**
Ignition : In-built Auto Electric, DC 1.5 V Operated
Drip Tray : Round Design Stainless Steel Black Finish
Safety : **Flame Failure Device**
Product Dimensions (WxDxH): 750x525x130 mm
Cut Out (WxD) : 685x475 mm



HOB EXPERIA HT 754 ALU AI FFD

Width : 75 cm
Finish: **Black Tempered Glass**
Pan Support: **Cast Iron**
Knobs : Premium Metal Knob with Golden Inserts
Burner Type : **Brass Burners - 1 x 3.0 KW Triple Ring Big Burner, 1 x 2.8 KW Mini Triple Ring Burners, 2 x 1.7 KW Small Burners**
Ignition : In-built Auto Electric, DC 1.5 V Operated
Drip Tray : Round Design Stainless Steel Black Finish
Safety : **Flame Failure Device**
Product Dimensions (WxDxH): 750x525x130 mm
Cut Out (WxD) : 685x475 mm



HOB EXPERIA HT 904 ALU AI FFD

Width : 90 cm
Finish: **Black Tempered Glass**
Pan Support: **Cast Iron**
Knobs : Premium Metal Knob with Golden Inserts
Burner Type : **Brass Burners - 1 x 3.0 KW Triple Ring Big Burner, 1 x 2.8 KW Mini Triple Ring Burners, 2 x 1.7 KW Small Burners**
Ignition : In-built Auto Electric, DC 1.5 V Operated
Drip Tray : Round Design Stainless Steel Black Finish
Safety : **Flame Failure Device**
Product Dimensions (WxDxH): 900x525x130 mm
Cut Out (WxD) : 828x478 mm



THE BELLA RANGE

SAY GOODBYE TO SPILLS & LEAKS WITH THIS INNOVATIVE HOB.



FABER
FRANKE'S AIR EXPERT

SPILL PROOF DESIGN
Prevents spills and leaks, ensuring a clean & hassle-free cooking experience.

- Auto Burner Shut off for Superior Safety
- Cast Iron Pan Support
- Matte Glass Finish
- Auto Ignition
- Special Grid Design for Higher Burner Efficiency

BELLA HOB COOKTOP HYBRIDS



HOB BELLA HT 703 BR AI

Width : 70 cm
Finish : **Matte Glass Finish**
Pan Support : **Cast Iron**
Knobs : Premium Metal Knob
Burner Type : **Full Brass Burners** - 1 x 3.8 Kw Triple Ring Big Burner, 1 x 2.8 Kw Mini Triple Ring Burners, 1 x 1.7 Kw Small Burners
Ignition : In-built Auto Electric, AC 230 V/50 Hz Operated
Drip Tray: Square Design Stainless Steel Finish
Product Dimensions (WxDxH): 700x525x130 mm
Cut Out (WxD) : 555x475 mm



HOB BELLA HT 704 BR AI

Width : 70 cm
Finish : **Matte Glass Finish**
Pan Support : **Cast Iron**
Knobs : Premium Metal Knob
Burner Type : **Full Brass Burners** - 1 x 3.8 Kw Triple Ring Big Burner, 1 x 2.8 Kw Mini Triple Ring Burners, 2 x 1.7 Kw Small Burners
Ignition : In-built Auto Electric, AC 230 V/50 Hz Operated
Drip Tray: Square Design Stainless Steel Finish
Product Dimensions (WxDxH): 700x525x130 mm
Cut Out (WxD) : 555x475 mm



HOB BELLA HT 753 BR AI

Width (mm) : 75 cm
Finish : **Matte Glass Finish**
Pan Support : **Cast Iron**
Knobs : Premium Metal Knob
Burner Type : **Full Brass Burners** - 1 x 3.8 Kw Triple Ring Big Burner, 1 x 2.8 Kw Mini Triple Ring Burners, 1 x 1.7 Kw Small Burners
Ignition : In-built Auto Electric, AC 230 V/50 Hz Operated
Drip Tray: Square Design Stainless Steel Finish
Product Dimensions (WxDxH): 750x525x130 mm
Cut Out (WxD) : 685x475 mm



HOB BELLA HT 754 BR AI

Width (mm) : 75 cm
Finish : **Matte Glass Finish**
Pan Support : **Cast Iron**
Knobs : Premium Metal Knob
Burner Type : **Full Brass Burners** - 1 x 3.8 Kw Triple Ring Big Burner, 1 x 2.8 Kw Mini Triple Ring Burners, 2 x 1.7 Kw Small Burners
Ignition : In-built Auto Electric, AC 230 V/50 Hz Operated
Drip Tray: Square Design Stainless Steel Finish
Product Dimensions (WxDxH): 750x525x130 mm
Cut Out (WxD) : 685x475 mm



HOB BELLA HT 753 BR AI FFD

Width (mm) : 75 cm
Finish : **Matte Glass Finish**
Pan Support : **Cast Iron**
Knobs : Premium Metal Knob
Burner Type : **Full Brass Burners** - 1 x 3.8 Kw Triple Ring Big Burner, 1 x 2.8 Kw Mini Triple Ring Burners, 1 x 1.7 Kw Small Burners
Ignition : In-built Auto Electric, AC 230 V/50 Hz Operated
Drip Tray: Square Design Stainless Steel Finish
Safety : **Flame Failure Device**
Product Dimensions (WxDxH): 750x525x170 mm
Cut Out (WxD) : 685x475 mm



HOB BELLA HT 903 BR AI FFD

Width (mm) : 90 cm
Finish : **Matte Glass Finish**
Pan Support : **Cast Iron**
Knobs : Premium Metal Knob
Burner Type : **Full Brass Burners** - 1 x 3.8 Kw Triple Ring Big Burner, 1 x 2.8 Kw Mini Triple Ring Burners, 1 x 1.7 Kw Small Burners
Ignition : In-built Auto Electric, AC 230 V/50 Hz Operated
Drip Tray: Square Design Stainless Steel Finish
Safety : **Flame Failure Device**
Product Dimensions (WxDxH): 900x525x130 mm
Cut Out (WxD) : 828x478 mm



BELLA HOB COOKTOP HYBRIDS



HOB BELLA HT 904 BR AI FFD

Width (mm) : 90 cm
 Finish : **Matte Glass Finish**
 Pan Support : **Cast Iron**
 Knobs : Premium Metal Knob
 Burner Type : **Full Brass Burners - 1 x 3.8 Kw Triple Ring Big Burner, 1 x 2.8 Kw Mini Triple Ring Burners, 2 x 1.7 Kw Small Burners**
 Ignition : In-built Auto Electric, AC 230 V/50 Hz Operated
 Drip Tray : Square Design Stainless Steel Finish
 Safety : **Flame Failure Device**
 Product Dimensions (WxDxH): 900x525x130 mm
 Cut Out (WxD) : 828x478 mm



HOB BELLA HT 905 BR AI FFD


Width (mm) : 90 cm
 Finish : **Matte Glass Finish**
 Pan Support : **Cast Iron**
 Knobs : Premium Metal Knob
 Burner Type : **Full Brass Burners - 1 x 3.8 Kw Triple Ring Big Burner, 2 x 2.8 Kw Mini Triple Ring Burners, 2 x 1.7 Kw Small Burners**
 Ignition : In-built Auto Electric, AC 230 V/50 Hz Operated
 Drip Tray : Square Design Stainless Steel Finish
 Safety : **Flame Failure Device**
 Product Dimensions (WxDxH): 900x525x130 mm
 Cut Out (WxD) : 828x478 mm



ULTIMA RANGE

INDIA'S ONLY HOB COOKTOP WITH TRIPLE RING FLAME IN ALL BURNERS

ULTIMATE BURNER PERFORMANCE



DIRECT FLAME TECHNOLOGY

- High Performance 3KW and 2.0 KW Burner combination
- Black Enameled Burners for superior Aesthetic looks



- Flame Failure Device
- Evenly Cooking
- Auto Ignition
- Cast Iron Pan Supports

ULTIMA HOBS COOKTOP HYBRIDS



ULTIMA PLUS HT 904 CRS BR CI AI

Width (mm): 90 cm
 Finish: **Black Glass**
 Pan Support: **Cast Iron**
 Knob: Premium Metal Knobs
 Burner Type: **Brass Burners** - 2 x 3Kw Triple Ring Flame + 2 x 2Kw Triple Ring with Black Enamel Coating
 Ignition: In-Built Auto Electric with 1.5V DC Battery
 Safety Device: **Flame Failure Device**
 Product Dimensions (WxDxH): 900x525x145 mm
 Cut Out (WxD): 825x475 mm



ULTIMA HT 904 CRS BR CI AI

Width (mm): 90 cm
 Finish: **Black Glass**
 Pan Support: **Cast Iron**
 Knob: Premium Metal Knobs
 Burner Type: **Brass Burners** - 2 x 3Kw Triple Ring Flame + 2 x 2Kw Triple Ring with Black Enamel Coating
 Ignition: In-Built Auto Electric with 1.5V DC Battery
 Product Dimensions (WxDxH): 900x525x145 mm
 Cut Out (WxD): 825x475 mm



ULTIMA PLUS HT 783 CRS BR CI AI

Width (mm): 80 cm
 Finish: **Black Glass**
 Pan Support: **Cast Iron**
 Knob: Premium Metal Knobs
 Burner Type: **Brass Burners** - 2 x 3Kw Triple Ring Flame + 1 x 2Kw Triple Ring with Black Enamel Coating
 Ignition: In-Built Auto Electric with 1.5V DC Battery
 Safety Device: **Flame Failure Device**
 Product Dimensions (WxDxH): 800x525x130 mm
 Cut Out (WxD): 685x475 mm



ULTIMA HT 724 CRS BR CI AI

Width (mm): 72 cm
 Finish: **Black Glass**
 Pan Support: **Cast Iron**
 Knob: Premium Metal Knobs
 Burner Type: **Brass Burners** - 2 x 3Kw Triple Ring Flame + 2 x 2Kw Triple Ring with Black Enamel Coating
 Ignition: In-Built Auto Electric with 1.5V DC Battery
 Product Dimensions (WxDxH): 720x525x145 mm
 Cut Out (WxD): 675x475 mm



ULTIMA HT 723 CRS BR CI AI

Width (mm): 72 cm
 Finish: **Black Glass**
 Pan Support: **Cast Iron**
 Burner Type: **Brass Burners** - 1 x 3Kw Triple Ring Flame + 2 x 2Kw Triple Ring with Black Enamel Coating
 Knob: Premium Metal Knobs
 Ignition: In-Built Auto Electric with 1.5V DC Battery
 Product Dimensions (WxDxH): 720x525x145 mm
 Cut Out (WxD): 675x475 mm



SUPERIA RANGE OF BUILT-IN HOBS

EFFICIENT

- Heat Chamber Grid Design

ELEGANT

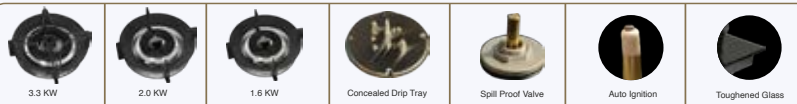
- Metallic Knobs

EFFECTIVE

- Spill Proof Drip Tray
- Auto Ignition
- Spill Proof Valve



DIRECT FLAME TECHNOLOGY | SPILL PROOF BURNER DESIGN | HEAT CHAMBER GRID DESIGN



SUPERIA HOB COOKTOP HYBRIDS



HOB SUPERIA HT 905 BR AI

Width (mm) : 90 cm
 Finish : **Black Glass**
 Pan Support : **Cast Iron**
 Burner : 5 Brass Burners
 Burner Type : **Brass Burners** - 1 x 3.3 Kw Triple Ring Dual Flame Burner
 2 x 2 Kw Double Ring Burner
 2 x 1.6 Kw Double Ring Burner
 Product Dimensions (WxDxH) : 860x450x56 mm
 Cut Out (WxD) : 840x430 mm



HOB SUPERIA HT 904 BR AI

Width (mm) : 90 cm
 Finish : **Black Glass**
 Pan Support : **Cast Iron**
 Burner : 4 Brass Burners
 Burner Type : **Brass Burners** - 1 x 3.3 Kw Triple Ring Dual Flame Burner
 1 x 2 Kw Double Ring Burner
 2 x 1.6 Kw Double Ring Burner
 Product Dimensions (WxDxH) : 860x450x56 mm
 Cut Out (WxD) : 840x430 mm



HOB SUPERIA HT 903 BR AI

Width (mm) : 90 cm
 Finish : **Black Glass**
 Pan Support : **Cast Iron**
 Burner : 3 Brass Burners
 Burner Type : **Brass Burners** - 1 x 3.3 Kw Triple Ring Dual Flame Burner
 1 x 2 Kw Double Ring Burner
 1 x 1.6 Kw Double Ring Burner
 Product Dimensions (WxDxH) : 860x450x56 mm
 Cut Out (WxD) : 840x430 mm



HOB SUPERIA HT 764 BR AI

Width (mm) : 76 cm
 Finish : **Black Glass**
 Pan Support : **Cast Iron**
 Burner : 4 Brass Burners
 Burner Type : **Brass Burners** - 1 x 3.3 Kw Triple Ring Dual Flame Burner
 1 x 2 Kw Double Ring Burner
 2 x 1.6 Kw Double Ring Burner
 Product Dimensions (WxDxH) : 760x450x56 mm
 Cut Out (WxD) : 730x430mm



HOB SUPERIA HT 763 BR AI

Width (mm) : 76 cm
 Finish : **Black Glass**
 Pan Support : **Cast Iron**
 Burner : 3 Brass Burners
 Burner Type : **Brass Burners** - 1 x 3.3 Kw Triple Ring Dual Flame Burner
 1 x 2 Kw Double Ring Burner
 1 x 1.6 Kw Double Ring Burner
 Product Dimensions (WxDxH) : 760x450x56 mm
 Cut Out (WxD) : 730x430 mm



HOB SUPERIA HT 654 BR AI

Width (mm) : 65 cm
 Finish : **Black Glass**
 Pan Support : **Cast Iron**
 Burner : 4 Brass Burners
 Burner Type : **Brass Burners** - 1 x 3.3 Kw Triple Ring Dual Flame Burner
 1 x 2 Kw Double Ring Burner
 2 x 1.6 Kw Double Ring Burner
 Product Dimensions (WxDxH) : 650x520x56 mm
 Cut Out (WxD) : 625x495 mm



HOB SUPERIA HT 653 BR AI

Width (mm) : 65 cm
 Finish : **Black Glass**
 Pan Support : **Cast Iron**
 Burner : 3 Brass Burners
 Burner Type : **Brass Burners** - 1 x 3.3 Kw Triple Ring Dual Flame Burner
 1 x 2 Kw Double Ring Burner
 1 x 1.6 Kw Double Ring Burner
 Product Dimensions (WxDxH) : 650x520x56 mm
 Cut Out (WxD) : 625x495 mm



MAXUS HOB COOKING HYBRIDS




Brass Burner with Black Enamel Coating

Cast Iron Pan Support

Auto Ignition

Premium Metal Knobs with Golden Insets



MULTI FLAME BURNER

- High Power 2.5KW Burner.
- Lower Flame of 1.5KW provides consumer versatility in product usage.

MAXUS HOB COOKTOP HYBRIDS



MAXUS HT 905 CRS BR CI AI

Width (mm): 86 cm
Finish: **8 mm Black Tempered Glass**
Pan Support: **Cast Iron**
Knob: Premium Metallic with Golden Inserts
Burner Type: **Brass Burners** - 3 x 2.5Kw and 2 x 1.5Kw with Black Enamel Coating
Ignition: In-Built Auto Ignition with 1.5V DC Battery
Product Dimensions (WxDxH): 900x525x130 mm
Cut Out (WxD): 825x475 mm



MAXUS HT 904 CRS BR CI AI

Width (mm): 90 cm
Finish: **8 mm Black Tempered Glass**
Pan Support: **Cast Iron**
Knob: Premium Metallic with Golden Inserts
Burner Type: **Brass Burners** - 2 x 2.5Kw and 2 x 1.5Kw with Black Enamel Coating
Ignition: In-Built Auto Ignition with 1.5V DC Battery
Product Dimensions (WxDxH): 900x525x130 mm
Cut Out (WxD): 825x475 mm



MAXUS HT 803 CRS BR CI AI

Width (mm): 80 cm
Finish: **8 mm Black Tempered Glass**
Pan Support: **Cast Iron**
Knob: Premium Metallic with Golden Inserts
Burner Type: **Brass Burners** - 2 x 2.5Kw and 1 x 1.5Kw with Black Enamel Coating
Ignition: In-Built Auto Ignition with 1.5V DC Battery
Product Dimensions (WxDxH): 800x380x145 mm
Cut Out (WxD): 705x325 mm



MAXUS HT 784 CRS BR CI AI

Width (mm): 78 cm
Finish: **8 mm Black Tempered Glass**
Pan Support: **Cast Iron**
Knob: Premium Metallic with Golden Inserts
Burner Type: **Brass Burners** - 2 x 2.5Kw and 2 x 1.5Kw with Black Enamel Coating
Ignition: In-Built Auto Ignition with 1.5V DC Battery
Product Dimensions (WxDxH): 780x525x130 mm
Cut Out (WxD): 685x475 mm




MAXUS HT 783 CRS BR CI AI

Width (mm): 78 cm
Finish: **8 mm Black Tempered Glass**
Pan Support: **Cast Iron**
Knob: Premium Metallic with Golden Inserts
Burner Type: **Brass Burners** - 1 x 2.5Kw and 2 x 1.5Kw with Black Enamel Coating
Ignition: In-Built Auto Ignition with 1.5V DC Battery
Product Dimensions (WxDxH): 780x525x130 mm
Cut Out (WxD): 685x475 mm



MAXUS HT 604 CRS BR CI AI

Width (mm): 60 cm
Finish: **8 mm Black Tempered Glass**
Pan Support: **Cast Iron**
Knob: Premium Metallic with Golden Inserts
Burner Type: **Brass Burners** - 2 x 2.5Kw and 2 x 1.5Kw with Black Enamel Coating
Ignition: In-Built Auto Ignition with 1.5V DC Battery
Product Dimensions (WxDxH): 600x525x130 mm
Cut Out (WxD): 555x475 mm



MAXUS HT 603 CRS BR CI AI

Width (mm): 60 cm
Finish: **8 mm Black Tempered Glass**
Pan Support: **Cast Iron**
Knob: Premium Metallic with Golden Inserts
Burner Type: **Brass Burners** - 1 x 2.5Kw and 2 x 1.5Kw with Black Enamel Coating
Ignition: In-Built Auto Ignition with 1.5V DC Battery
Product Dimensions (WxDxH): 600x525x130 mm
Cut Out (WxD): 555x475 mm





COOKING RANGES



FCR 114L 5B HECIR

- Width: 90 cm
- Finish: Stainless Steel
- Oven Capacity: 114 Litres
- 5 Burners: 1 Triple Ring 4Kw 1 Mini Triple Ring 2.5Kw + 1 Large 3Kw + 2 Medium 1.75Kw
- Gas Grill
- Rotisserie
- Auto Ignition for Burners and Oven
- Digital Timer
- Cast Iron Grid
- Enamel Interior for Easy Cleaning
- Size: (WxDxH) : 900x600x890 mm



FCR 53L 4B CIR

- Width: 60 cm
- Finish: Stainless Steel
- Oven Capacity: 53 Litres
- 4 Burners: 1 Triple Ring 4Kw 1 Mini Triple Ring 2.5Kw + 1 Large 3Kw + 2 Medium 1.75Kw
- Gas Grill
- Rotisserie
- Auto Ignition for Burners and Oven
- Digital Timer
- Enamel Grid
- Enamel Interior for Easy Cleaning
- Size: (WxDxH) : 595x600x855 mm



FCR 52L 4B BEG

- Width: 55 cm
- Finish: Stainless Steel
- Oven Capacity: 52 Litres
- 4 Burners: 1 Mini Triple Ring 2.5 Kw 1 Large 3Kw + 2 Medium 1.75Kw
- Gas Grill
- Auto Ignition for Burners and Oven
- Digital Timer
- Enamel Grid
- Enamel Interior for Easy Cleaning
- Size: (WxDxH) : 555x570x890 mm



FCR 44L 4B 4FBK

- Width: 50 cm
- Finish: Black
- Oven Capacity: 44 Litres
- 4 Burners: 1 Large + 2 Medium + 1 Small
- Gas Grill
- Push Button Ignition for Burners and Oven
- Enamel Grid
- Enamel Interior for Easy Cleaning
- Size: (WxDxH) : 550x575x852 mm





BUILT-IN COMBO PRODUCTS

OVEN



FBIO 80L 10F GLM-Steamer

- 60 cm • 80 Ltr. Oven Capacity
- Electric Multifunction Oven
- A Class Energy Efficiency
- Full Black Glass Appearance
- 10 Cooking Functions • Electronic Auto Program
- Sensor Touch + Knob Control • Digital Timer
- Cooling Fan • Rotisserie
- Enamel Interior for easy cleaning
- Chromed side racks with anti-tilt system
- Oven Size (WxHxD): 594x594x569 mm
- Cut-out Size (WxH): 565x585~595 mm



FBIO 80L 10F BS

- 60 cm • 80 Ltr. Oven Capacity
- A Class Energy efficiency • Sensor touch control
- Conventional top and bottom heat
- Full surface grill/Fan Assisted grill
- Top oven/Multi-Cooking/Defrosting
- LED fully electronic display • Auto Program
- Three layers glass door
- Removable inner Glass • 5 Shelf Positions
- Enamel Interior for easy cleaning
- Rotisserie • Digital Clock
- With 10 heating methods
- Oven Size (WxHxD): 594x594x569 mm
- Cut-out Size (WxH): 565x585~595 mm



FBIO 67L 10F GLB

- 60 cm • 67 Ltr. Oven Capacity
- Black Finish
- Electric Multifunction Oven
- A Class Energy efficiency -15%
- 10 Cooking Functions • Electronic Auto Program
- Memory Function • Sensor Touch Control
- Digital Timer • Cooling Fan
- Rotisserie • Electronic Child lock
- Oven Size (WxHxD): 594x594x566 mm
- Cut-out Size (WxH): 565x585~595 mm

MICROWAVE



FBIMWO 38L GLM

- Width: 60 cm • Capacity: 38 L
- Finish: Mirror Glass
- Microwave + Grill + Convection
- Grill + Convection • Convection • Grill
- Defrost • Recipe • Combination Cooking
- Digital Timer • Electronic Push Button Control
- MWO Size: (WxHxD): 594x455x486 mm
- Cut-out Dimension: (WxH): 565x458 mm



FBIMWO 38L CGS BS

- Capacity 38 L
- Fully sensor touch control
- LED fully electronic display
- Cooking duration setting
- Door interlock (safety switch)
- Stainless steel cavity
- Digital clock with automatic cut off timer
- Child Lock System • Defrost • Recipe
- Microwave + Grilling + Convection
- MWO Size (WxHxD): 594x455x486 mm
- Cut-out Dimension (WxH): 565x458 mm



FBIMWO 32L GLB

- Width: 60 cm • Capacity: 32 L
- Finish: Black • Grill + Convection
- 10 Auto Cook Menus
- Defrost • Combination Cooking
- Digital Timer • Electronic Control
- Child Safety Lock
- MWO Size: (WxHxD): 595x468x388 mm
- Cut-out Dimension: (WxH): 560x380 mm

SIMPLY TOUCH TO BECOME A MASTERCHEF.

Built-in Oven with touch functions and auto-recipes.

72 PREPROGRAMED AUTO-RECIPES

AIR FRYER

ROTISSERIE

BUILT-IN OVENS



FBIO 83L 18F TFT BK-N

- 60 cm • 83 Ltr. Oven Capacity
- Electric Multifunction Oven
- A Class Energy Efficiency
- Full Black Glass Appearance
- 18 Cooking Functions • Electronic Auto Program
- TFT Touch Control • Digital Timer
- 3D hot air circulation system • Rotisserie
- Anti-Scalding Cold Door Technology
- Oven Size (WxHxD): 594x594x519 mm
- Cut-out Size (WxH): 565x585~595 mm



FBIO 83L 15F BK

- 60 cm • 83 Ltr. Oven Capacity
- Electric Multifunction Oven
- A Class Energy Efficiency
- Full Black Glass Appearance
- 15 Cooking Functions • Electronic Auto Program
- Sensor Touch Control • Digital Timer
- 3D hot air circulation system • Rotisserie
- Anti-Scalding Cold Door Technology
- Oven Size (WxHxD): 594x594x519 mm
- Cut-out Size (WxH): 565x585~595 mm



FBIO 83L 6F AF BK

- 60 cm • 83 Ltr. Oven Capacity
- Electric Multifunction Oven
- A Class Energy efficiency
- Full Black Glass Appearance
- 6 Cooking Functions • Electronic Auto Program
- Sensor Touch Control • Digital Timer
- 3D hot air circulation system • Air fry function
- Anti-Scalding Cold Door Technology
- Oven Size (WxHxD): 594x594x519 mm
- Cut-out Size (WxH): 565x585~595 mm



FBIO 82L 10F BK with ART

- 60 cm • 82 Ltr. Oven Capacity
- Pure Black Glass Appearance
- A Class Energy efficiency • 10 Cooking Functions
- Electronic Child Lock • Digital Timer
- Three layers glass door • Telescopic Guide
- Rotisserie
- Oven Size (WxHxD): 595x595x575 mm
- Cut-out Size (WxH): 565x585~595 mm



FBIO 80L 10F GLM-Steamer

- 60 cm • 80 Ltr. Oven Capacity
- Electric Multifunction Oven
- A Class Energy Efficiency
- Full Black Glass Appearance
- 10 Cooking Functions • Electronic Auto Program
- Sensor Touch + Knob Control • Digital Timer
- Cooling Fan • Rotisserie
- Enamel Interior for easy cleaning
- Chromed side racks with anti-tilt system
- Oven Size (WxHxD): 594x594x569 mm
- Cut-out Size (WxH): 565x585~595 mm



FBIO 80L 10F BS

- 60 cm • 80 Ltr. Oven Capacity
- A Class Energy efficiency • Sensor touch control
- Conventional top and bottom heat
- Full surface grill/Fan Assisted grill
- Top oven/Multi-Cooking/Defrosting
- LED fully electronic display • Auto Program
- Three layers glass door
- Removable inner Glass • 5 Shelf Positions
- Enamel Interior for easy cleaning
- Rotisserie • Digital Clock
- With 10 heating methods
- Oven Size (WxHxD): 594x594x569 mm
- Cut-out Size (WxH): 565x585~595 mm



FBIO 80L 8F / FBIO 80L 8F BK

- 60 cm • 80 Ltr. Oven Capacity
- Electric Multifunction Oven
- A Class Energy efficiency • 8 Cooking Functions
- Touch + Push / Pull Knob Control • Digital Display
- Electronic timer • Auto Program
- Three layers glass door • Cool touch glass
- 5 Shelf Positions • Side rack support
- Enamel Interior for easy cleaning
- Oven Size (WxHxD): 594x594x569 mm
- Cut-out Size (WxH): 565x585~595 mm

Also available in Stainless Steel Strips



FBIO 80L 6F / FBIO 80L 6F BK

- 60 cm • 80 Ltr. Oven Capacity
- Electric Multifunction Oven
- A Class Energy efficiency • 6 Cooking Functions
- Knob Control • Mechanical Timer
- Convection Fan • Cooling Fan • Rotisserie
- Three layers glass door • Cool Touch Glass
- 5 Shelf Positions • Side rack support
- Enamel Interior for easy cleaning
- Oven Size (WxHxD): 594x594x569 mm
- Cut-out Size (WxH): 565x585~595 mm

Also available in Stainless Steel Strips



FBIO 80L 4F / FBIO 80L 4F BK

- 60 cm • 80 Ltr. Oven Capacity
- Electric Multifunction Oven
- A Class Energy efficiency • 4 Cooking Functions
- Knob Control • Mechanical Timer
- Convection Fan • Three layers glass door
- Cool Touch Glass • 5 Shelf Positions
- Enamel Interior for easy cleaning
- Oven Size (WxHxD): 594x594x569 mm
- Cut-out Size (WxH): 565x585~595 mm

Also available in Stainless Steel Strips



FBIO 80L 5F BK

- 60 cm • 80 Ltr. Oven Capacity
- Black Glass
- 5 Cooking Functions
- Two layers glass door
- Mechanical Timer
- A Class Energy efficiency
- Oven Size (WxHxD): 595x595x575 mm
- Cut-out Size (WxH): 565x585~595 mm



FBIO 67L 10F GLB

- 60 cm • 67 Ltr. Oven Capacity
- Black Finish
- Electric Multifunction Oven
- A Class Energy efficiency -15%
- 10 Cooking Functions • Electronic Auto Program
- Memory Function • Sensor Touch Control
- Digital Timer • Cooling Fan
- Rotisserie • Electronic Child lock
- Oven Size (WxHxD): 594x594x566 mm
- Cut-out Size (WxH): 565x585~595 mm

WARMER DRAWER



FBI WD 6P TC BS

- 14 cm deep warming drawer, suitable for installation in a 60 cm high niche together with a 60 cm width steam oven, microwave combi oven, or with a coffee machine usable height approx. 10 cm
- 6 place settings or 20 plates Ø 28 cm or up to 80 Espresso cups or 40 Cappuccino cups (depending on size and style) Max. load 20 kg
- Hot air fan system for heating crockery
- Temperatures freely adjustable from approx. 30° - 80°
- Illuminated on / off switch
- 230 V, 50Hz, 432W
- Touch Control
- Telescopic full-depth pull-out with press + release Mechanism
- Anti slip mat
- Push-to-open-door
- Cool front



BUILT-IN MICROWAVE OVENS



COMBI
MWO

FBI MWO 50L CGS TC

- Width: 60 cm • Capacity: 50 L
- Finish: Black
- 13 Auto Cook Menus
- Solo + Grill + Convection
- Led Display • Child Safety Lock
- Combi Oven (Oven + Microwave)
- Defrost • Triple layers glass door
- Digital Timer • Touch Control
- MWO Size: (WxHxD): 595x454x568 mm
- Cut-out Dimension: (WxH): 560x460 mm



COMBI
MWO

FBI MWO 44L CGS TC

- Width: 60 cm • Capacity: 44 L
- Finish: Black
- 13 Auto Cook Menus
- Solo + Grill + Convection
- Led Display • Child Safety Lock
- Combi Oven (Oven + Microwave)
- Defrost • Triple layers glass door
- Digital Timer • Touch Control
- MWO Size: (WxHxD): 595x454x568 mm
- Cut-out Dimension: (WxH): 560x460 mm



FBIMWO 38L CGS BS

- Capacity 38 L
- Fully sensor touch control
- LED fully electronic display
- Cooking duration setting
- Door interlock (safety switch)
- Stainless steel cavity
- Digital clock with automatic cut off timer
- Child Lock System • Defrost • Recipe
- Microwave + Grilling + Convection
- MWO Size (WxHxD): 594x455x486 mm
- Cut-out Dimension (WxH): 565x458 mm



FBIMWO 38L GLM

- Width: 60 cm • Capacity: 38 L
- Finish: Mirror Glass
- Microwave + Grill + Convection
- Grill + Convection • Convection • Grill
- Defrost • Recipe • Combination Cooking
- Digital Timer • Electronic Push Button Control
- MWO Size: (WxHxD): 594x455x486 mm
- Cut-out Dimension: (WxH): 565x458 mm



FBI MWO 34 CGS

- Capacity: 34 L
- Finish: Black • SS cavity
- 10 Auto Cook Menus
- Solo + Grill + Convection
- Defrost by weight and time
- Drop down open door type
- Power Level 5 • Touch Control
- MWO Size: (WxHxD): 595x382x492 mm
- Cut-out Dimension: (WxH): 560x380 mm



FBIMWO 32L GLB

- Width: 60 cm • Capacity: 32 L
- Finish: Black • Grill + Convection
- 10 Auto Cook Menus
- Defrost • Combination Cooking
- Digital Timer • Electronic Control
- Child Safety Lock
- MWO Size: (WxHxD): 595x468x388 mm
- Cut-out Dimension: (WxH): 560x380 mm



FBI MWO 25 SG

- Width: 60 cm • Capacity: 25 L
- Finish: Black / White
- Grill + Convection
- 10 Auto Cook Menus
- Defrost • Combination Cooking
- Digital Timer • Electronic Control
- Child Safety Lock
- MWO Size: (WxHxD): 595x470x388 mm
- Cut-out Dimension: (WxH): 560x380 mm



FBIMWO 32L CGS

- Width: 60 cm • Capacity: 32 L
- Finish: Stainless Steel
- Grill + Convection
- 10 Auto Cook Menus
- Defrost • Combination Cooking
- Digital Timer • Electronic Control
- Child Safety Lock
- MWO Size: (WxHxD): 595x468x388 mm
- Cut-out Dimension: (WxH): 560x380 mm



FBIMWO 25L CGS BK

- Width: 60 cm • Capacity: 25 L
- Finish: Black / White
- Grill + Convection
- 10 Auto Cook Menus
- Defrost • Combination Cooking
- Digital Timer • Electronic Control
- Child Safety Lock
- MWO Size: (WxHxD): 595x470x388 mm
- Cut-out Dimension: (WxH): 560x380 mm

FBI MWO 25 SG

- Capacity: 25 L
- Finish: Black • SS cavity
- 8 Auto Cook Menus
- Solo + Grill + Function
- Control- Electronic push button
- Defrost by weight and time
- Push open door type
- Power Level 5
- MWO Size: (WxHxD): 595x388x401 mm
- Cut-out Dimension: (WxH): 560x380 mm



FBIMWO 25L CGS

- Width: 60 cm • Capacity: 25 L
- Finish: Stainless Steel
- Grill + Convection
- 10 Auto Cook Menus
- Defrost • Combination Cooking
- Digital Timer • Electronic Push Button Control
- MWO Size: (WxHxD): 594x470x388 mm
- Cut-out Dimension: (WxH): 560x380 mm



FBIMWO 20L SG BK

- Width: 60 cm • Capacity: 20 L
- Finish: Black
- Grill • 10 Auto Cook Menus
- Defrost • Combination Cooking
- Digital Timer • Touch Control
- Child Safety Lock
- MWO Size: (WxHxD): 594x344x382 mm
- Cut-out Dimension: (WxH): 560x362 mm



FBIMWO 20L SG

- Width: 60 cm • Capacity: 20 L
- Finish: Stainless Steel
- Grill • 10 Auto Cook Menus
- Defrost • Combination Cooking
- Digital Timer • Electronic Control
- Child Safety Lock
- MWO Size: (WxHxD): 595x344x382 mm
- Cut-out Dimension: (WxH): 560x362 mm



3D WASH TECHNOLOGY

Dishwashers
Plate up for more.



DISHWASHERS



FBID 8PR 14S (Built-in)

- 8 Washing Programs
- 14 Place capacity
- SS Finish
- Dual Zone Wash
- Power Memory
- Auto Wash
- Extra Drying
- LED Display
- Natural Drying
- 1-24 hours Delay
- Salt and rinse aid indicators
- Electronic Aqua Stop
- A++++/A/A (energy, cleaning, drying)
- Product Dimension (HxWxD): 815x598x600 mm
- Cut-out Dimension: (HxWxD): 820~890x600x580 mm



FSID 8PR 14S (Semi Integration)

- 8 Washing Programs
- 14 Place capacity
- SS Finish
- Dual Zone Wash
- Power Memory
- Child Safety Lock
- Power wash/Extra drying/Express
- LED Display
- Natural Drying
- 1-24 hours Delay
- Salt and rinse aid indicators
- Electronic Aqua Stop
- A++++/A/A (energy, cleaning, drying)
- Product Dimension (HxWxD): 845x598x600 mm
- Cut-out Dimension: (HxWxD): 820~890x645x645 mm



FFSD 8PR 14S BK

- 8 Washing Programs
- 14 Place capacity
- Black Finish
- Dual Zone Wash
- Power Memory
- Child Safety Lock
- Power wash/Extra drying/Express
- LED Display
- Natural Drying
- 1-24 hours Delay
- Salt and rinse aid indicators
- Electronic Aqua Stop
- A++++/A/A (energy, cleaning, drying)
- Product Dimension (HxWxD): 845x598x600 mm



FFSD 8PR 14S

- 8 Washing Programs
- 14 Place capacity
- Stainless Steel Finish
- Dual Zone Wash
- Power Memory
- Child Safety Lock
- Power wash/Extra drying/Express
- LED Display
- Natural Drying
- 1-24 hours Delay
- Salt and rinse aid indicators
- Electronic Aqua Stop
- A++++/A/A (energy, cleaning, drying)
- Product Dimension (HxWxD): 845x598x600 mm





FFSD 6PR 12S Neo Black

- 6 Washing Programs
- 12 Place capacity
- Neo Black Finish
- Half Load
- Power Memory
- Electronic Push Button Control
- Display
- Natural Drying
- 1-24 hours Delay
- Salt and rinse aid indicators
- Self Clean
- Self Clean Filter System
- A++++/A/A (energy, cleaning, drying)
- Product Dimension (HxWxD): 845x598x600 mm



FFSD 6PR 12S Neo Inox

- 6 Washing Programs
- 12 Place capacity
- Neo Inox Finish
- Half Load
- Power Memory
- Electronic Push Button Control
- Display
- Natural Drying
- 1-24 hours Delay
- Salt and rinse aid indicators
- Self Clean
- Self Clean Filter System
- A++++/A/A (energy, cleaning, drying)
- Product Dimension (HxWxD): 845x598x600 mm



FFSD 6PR 12S Neo White

- 6 Washing Programs
- 12 Place capacity
- Neo White Finish
- Half Load
- Power Memory
- Electronic Push Button Control
- Display
- Natural Drying
- 1-24 hours Delay
- Salt and rinse aid indicators
- Self Clean
- Self Clean
- A++++/A/A (energy, cleaning, drying)
- Product Dimension (HxWxD): 845x598x600 mm



FFSD 6PR 8S Ace Black

- 6 Washing Programs
- 8 Place capacity
- Black Finish
- Half Load
- Power Memory
- Electronic Push Button Control
- LED Display
- Natural Drying
- 1-24 hours Delay
- Salt and rinse aid indicators
- Self Clean Filter System
- A++++/A/A (energy, cleaning, drying)
- Product Dimension (HxWxD): 845x598x600 mm
- Cut-out Dimension (HxWxD): 662x605x555 mm



FFSD 6PR 8S Ace Inox

- 6 Washing Programs
- 8 Place capacity
- Inox Finish
- Half Load
- Power Memory
- Electronic Push Button Control
- LED Display
- Natural Drying
- 1-24 hours Delay
- Salt and rinse aid indicators
- Self Clean Filter System
- A++++/A/A (energy, cleaning, drying)
- Product Dimension (HxWxD): 595x550x500 mm
- Cut-out Dimension (HxWxD): 662x605x555 mm



Saving water



Auto



A+class Energy Efficiency Level



Total safety



Delayed start



Dual Zone

For Wine that's Truly *Fine*

Bring home a Faber Wine Chiller and enjoy your favourite drink the way it's meant to be.

46
BOTTLES



Available
Capacities:



RANGE OF WINE CHILLERS



JCF 145S

Dual zone : 5-20°C / 41-68°F
Triple Glazed Glass door
5 Wooden Shelves (46 bottles)
Reversible Door
Touchpad controller with LED display
Tropical Climate Class
Circulated Fan cooling system with R600a
Frost Free System : Yes
Product Dimension (HxWxD): 865x595x570 mm



JCF 88

Single zone : 5-20°C / 41-68°F
Triple Glazed Glass door
5 Wooden Shelves (33 bottles)
Reversible Door
Touchpad controller with LED display
Tropical Climate Class
Circulated Fan cooling system with R600a
Frost Free System : Yes
Product Dimension (HxWxD): 865x380x570 mm



JCF 58

Single Zone : 5-20°C / 41-68°F
Triple Glazed Glass door
5 Wooden Shelves (20 bottles)
Reversible Door
Touchpad controller with LED display
Tropical Climate Class
Circulated Fan cooling system with R600a
Frost Free System : Yes
Product Dimension (HxWxD): 820x295x570 mm



JCF 20

Single Zone : 5-20°C / 41-68°F
Triple Glazed Glass door
Shelves (7 bottles)
Reversible Door
Touchpad controller with LED display
Tropical Climate Class
Circulated Fan cooling system with R600a
Frost Free System : Yes
Product Dimension (HxWxD): 870x150x525 mm



Top of the Line Features:



TROPICAL-CLASS
CLIMATE CONTROL



REVERSIBLE
DOOR OPTION



DUAL ZONE



R600a ECO-FRIENDLY
REFRIGERANT



TRIPLE-GLAZED
LOW EMISSION
GLASS



FROST FREE



WOODEN
SHELVES

Faster and Even cooling Everywhere

360° Airflow technology provide cold air where it is easily lost, keeping your food fresher.



BUILT-IN REFRIGERATOR

FBIR BCD-256 RAC

Model Name	FBIR BCD-256 RAC
Finish	White
Capacity	256L
Construction Type	Built-in
Energy Efficiency Class	A+
Climate Class	N-T
Temp. Control (mechanical / electronic)	electronic
Location of control panel	Outside - on the top stripe
Display	Electronic
Function	Super cooling, Super freezing, ECO function, Holiday function
Door	Reversible
Refrigerant	R-600a
Alarm (refrig / freezer)	High temperature, Opened door
No. of Shelves in Refrigerator	4
Number of Freezer Drawers	3
Voltage (V)	220 - 240
Frequency (Hz)	50
Size/Dimension H×W×D (cm)	177 x 54 x 54



Introducing

Cooking Ka Naya

GENIUS

FABER
FRANKE'S AIR EXPERT

LIFTABLE BURNERS FOR EASY CLEANING



8 mm Thick Toughened Glass



Optimum Gas Consumption



Cast Iron Pan Support



High Thermal Efficiency



Imported Valves



Innovative Design

GENIUS COOKTOPS



COOKTOP GENIUS 804 AI BK

Width: 80cm
Burners: 4 Brass Burners
Glass: Black
Burners: 2 Big+2 Small
Pan Support: Black Enameled
Controls: Black ABS Knobs
Ignition: Auto
Size (LxWxH): 800*550*150



COOKTOP GENIUS 753 AI BK

Width: 75cm
Burners: 3 Brass Burners
Glass: Black
Burners: 2 Big +1 Small
Pan Support: Black Enameled
Controls: Black ABS Knobs
Ignition: Auto
Size (LxWxH): 750*435*150



COOKTOP GENIUS 704 BK

Width: 70cm
Burners: 4 Brass Burners
Glass: Black
Burners: 2 Big+2 Small
Pan Support: Black Enameled
Controls: Black ABS Knobs
Ignition: Non-Auto
Size (LxWxH): 700*550*150



COOKTOP GENIUS 753 BK

Width: 75cm
Burners: 3 Brass Burners
Glass: Black
Burners: 2 Big+ 1 Small
Pan Support: Black Enameled
Controls: Black ABS Knobs
Ignition: Non-Auto
Size (LxWxH): 750*435*150



COOKTOP GENIUS 752 BK

Width: 75cm
Burners: 2 Brass Burners
Glass: Black
Burners: 2 Big
Pan Support: Black Enameled
Controls: Black ABS Knobs
Ignition: Non-Auto
Size (LxWxH): 750*435*150





Built Safe. Built to Last.

Stainless Steel Gas Stove

COOKTOPS



COOKTOP HILUX MAX 4BB SS

- 2.0 mm Stainless Steel (Mirror Finish)
- 4 Brass Burner: 1 Jumbo + 1 Medium + 2 Small
- Diamond Coated Pan Support
- Stainless Steel Drip Tray
- Size (WxDxH): 630 x 500 x 100 mm



COOKTOP HILUX MAX 3BB SS

- 2.0 mm Stainless Steel (Mirror Finish)
- 3 Brass Burner: 1 Jumbo + 1 Medium + 1 Small
- Diamond Coated Pan Support
- Stainless Steel Drip Tray
- Size (WxDxH): 770 x 380 x 100 mm



COOKTOP HILUX MAX 2BB SS

- 2.0 mm Stainless Steel (Mirror Finish)
- 2 Brass Burner: 1 Jumbo + 1 Small
- Diamond Coated Pan Support
- Stainless Steel Drip Tray
- Size (WxDxH): 690 x 360 x 100 mm



ROMA 4BB BK CI

- 2.0 mm MS with Diamond Coating Finish
- 4 Brass Burner: 1 Jumbo + 1 Medium + 2 Small
- Diamond Coated Pan Support
- Heat Resistant Metal Knobs
- Diamond Coated Drip Tray
- Size (WxDxH): 630 x 500 x 100 mm



ROMA 3BB BK CI

- 2.0 mm MS with Diamond Coating Finish
- 3 Brass Burner: 1 Jumbo + 1 Medium + 1 Small
- Diamond Coated Pan Support
- Heat Resistant Metal Knobs
- Diamond Coated Drip Tray
- Size (WxDxH): 770 x 380 x 100 mm





COOKTOP CRYSTAL 4BB SS

- 1 mm Stainless Steel Draw Body
- 4 Brass Burner: 2 Medium + 2 Small
- Euro Coated Pan Support
- Size (WxDxH): 600 x 520 x 100 mm



COOKTOP CRYSTAL 3BB SS

- 1 mm Stainless Steel Draw Body
- 3 Brass Burner: 2 Medium + 1 Small
- Euro Coated Pan Support
- Size (WxDxH): 720 x 360 x 100 mm



COOKTOP CRYSTAL 2BB SS

- 1 mm Stainless Steel Draw Body
- 2 Brass Burner: 1 Medium + 1 Small
- Euro Coated Pan Support
- Size (WxDxH): 660 x 330 x 100 mm



ASTRA 4BB SS

- Stainless Steel Finish Frame
- 4 Brass Burner: 1 Super Jumbo + 1 Medium + 2 Small
- Powder Coated Round Pan Support
- Fixed Round Drip Tray
- Size (WxDxH): 585 x 500 x 100 mm



ASTRA 3BB SS

- Stainless Steel Finish Frame
- 3 Brass Burner: 1 Super Jumbo + 1 Medium + 1 Small
- Powder Coated Round Pan Support
- Fixed Round Drip Tray
- Size (WxDxH): 690 x 360 x 100 mm



ASTRA 2BB SS

- Stainless Steel Finish Frame
- 2 Brass Burner: 1 Super Jumbo + 1 Medium
- Powder Coated Round Pan Support
- Fixed Round Drip Tray
- Size (WxDxH): 560 x 280 x 100 mm



An Ultimate Blend Of Performance & Style

Range of Glass Cooktops



COOKTOPS



NiOS DLX 754 BB BK AI

- Slim Type with 8 mm Tempered Glass
- 4 Brass Burner: 1 Jumbo + 2 Medium + 1 Small
- Auto Ignition (Battery Operated)
- Diamond Coated Pan Support
- Heat Resistant Metal Knobs
- Stainless Steel Drip Tray
- Size (WxDxH): 750 x 500 x 100 mm



NiOS DLX 753 BB BK AI

- Slim Type with 8 mm Tempered Glass
- 3 Brass Burner: 1 Jumbo + 1 Medium + 1 Small
- Auto Ignition (Battery Operated)
- Diamond Coated Pan Support
- Heat Resistant Metal Knobs
- Stainless Steel Drip Tray
- Size (WxDxH): 750 x 500 x 100 mm



NiOS DLX 905 BB BK

- Slim Type with Black Matt Finish Frame
- 5 Brass Burner: 2 Jumbo + 2 Medium + 1 Small
- Diamond Coated 5mm Grid Pan Support
- Heat Resistant Metal Knobs
- Diamond Coated Drip Tray
- Size (WxDxH): 905 x 510 x 100 mm



NiOS DLX 754 BB BK

- Slim Type with Black Matt Finish Frame
- 4 Brass Burner: 1 Jumbo + 2 Medium + 1 Small
- Diamond Coated 5mm Grid Pan Support
- Heat Resistant Metal Knobs
- Diamond Coated Drip Tray
- Size (WxDxH): 750 x 510 x 100 mm



NiOS DLX 753 BB BK

- Slim Type with Black Matt Finish Frame
- 3 Brass Burner: 1 Jumbo + 1 Medium + 1 Small
- Diamond Coated 5mm Grid Pan Support
- Heat Resistant Metal Knobs
- Diamond Coated Drip Tray
- Size (WxDxH): 750 x 510 x 100 mm



NiOS DLX 653 BB BK

- Slim Type with Black Matt Finish Frame
- 3 Brass Burner: 1 Jumbo + 1 Medium + 1 Small
- Diamond Coated 5mm Grid Pan Support
- Heat Resistant Metal Knobs
- Diamond Coated Drip Tray
- Size (WxDxH): 600 x 510 x 100 mm



COOKTOPS



ELITE 4BB BK CI

- Frame: Black Matt
- 4 Brass Burner: Forged Burners with Logo 1 Jumbo + 2 Medium + 1 Small
- Pan support: 800 GM Diamond Coated
- Tray: Black Enameled
- Size (WxDxH): 640 x 510 x 100 mm



ELITE 2BB BK CI

- Black Matt Frame
- 2 Brass Burner: Forged Burners with Logo 1 Jumbo + 1 Small
- Pan support: 800 GM Diamond Coated
- Tray: Black Enameled
- Size (LxWxH): 650 x 380 x 100 mm



PRINCE 4BB BK

- Slim Type with Black Powder Coated Frame
- 4 Brass Burner: 1 Jumbo + 2 Medium + 1 Small
- High temperature resistance diamond coated Pan Support
- Champagne gold finish edge protector
- Diamond Coated Drip Tray
- Size (WxDxH): 720 x 500 x 80 mm



PRINCE 3BB BK

- Slim Type with Black Powder Coated Frame
- 3 Brass Burner: 1 Jumbo + 1 Medium + 1 Small
- High temperature resistance diamond coated Pan Support
- Champagne gold finish edge protector
- Diamond Coated Drip Tray
- Size (WxDxH): 770 x 380 x 80 mm



ONYX 4BB BK CK AI / ONYX 4BB BK CI

- Black Powder Coated Frame
- 4 Brass Burner: 1 Jumbo + 2 Medium + 1 Small
- Ignition: Auto/Manual
- Diamond Coated Pan Support
- Diamond Coated Drip Tray
- Size (WxDxH): 635 x 500 x 100 mm



ONYX 3BB BK CK AI / ONYX 3BB BK CI

- Black Powder Coated Frame
- 3 Brass Burner: 1 Jumbo + 1 Medium + 1 Small
- Ignition: Auto/Manual
- Diamond Coated Pan Support
- Diamond Coated Drip Tray
- Size (WxDxH): 770 x 380 x 100 mm



REMO XL 4BB AI / REMO XL 4BB BK

- Slim Black Powder Coated Frame
- 4 Brass Burner: 1 Jumbo + 2 Medium + 1 Small
- Ignition: Auto/Manual
- Powder Coated Square Pan Support
- Matt Finish SS Tray
- Size (WxDxH): 630 x 500 x 80 mm



REMO 4BB BK

- Slim Black Powder Coated Frame
- 4 Brass Burner: 1 Jumbo + 2 Medium + 1 Small
- Powder Coated Square Pan Support
- Matt Finish SS Tray
- Size (WxDxH): 630 x 500 x 80 mm



REMO 3BB BK

- Slim Black Powder Coated Frame
- 3 Brass Burner: 1 Jumbo + 1 Medium + 1 Small
- Powder Coated Square Pan Support
- Matt Finish SS Tray
- Size (WxDxH): 770 x 385 x 80 mm



COOKTOPS



REMO 2BB BK

- Slim Black Powder Coated Frame
- 2 Brass Burner: 1 Jumbo + 1 Small
- Powder Coated Square Pan Support
- Matt Finish SS Tray
- Size (WxDxH): 700 x 290 x 80 mm



JUMBO NEO XL 4BB AI / JUMBO NEO XL 4BB BK

- Black Matt Frame
- 4 Burner: 1 Jumbo + 2 Medium + 1 Small
- Black Coated Round Pan Support
- Ignition: Auto/Manual
- SS Double Round Drip Tray
- Glass Size (WxDxH): 690 x 500 x 100 mm



JUMBO XL AI 4BB / JUMBO XL 4BB

- Black Matt Frame
- 4 Burner: 1 Jumbo + 2 Medium + 1 Small
- Black Coated Round Pan Support
- Ignition: Auto/Manual
- Double Round Drip Tray
- Glass Size (WxDxH): 950 x 360 x 100 mm



DOUBLE JUMBO 4BB BK

- Black Matt Frame
- 4 Burner: 2 Jumbo + 1 Medium + 1 Small
- Powder Coated Round Pan Support
- Double Round Drip Tray
- Glass Size (WxDxH): 630 x 500 x 100 mm



DOUBLE JUMBO 3BB BK

- Black Matt Frame
- 3 Burner: 2 Jumbo + 1 Small
- Powder Coated Round Pan Support
- Double Round Drip Tray
- Glass Size (WxDxH): 770 x 360 x 100 mm



JUMBO 4BB BK

- Black Powder Coated Frame
- 4 Brass Burner: 1 Jumbo + 2 Medium + 1 Small
- Powder Coated Round Pan Support
- Double Round Drip Tray
- Size (WxDxH): 635 x 500 x 100 mm
- Also Available in Auto Ignition Push Button



JUMBO 4BB SS

- Stainless Steel Finish Frame
- 4 Brass Burner: 1 Jumbo + 1 Medium + 2 Small
- Powder Coated Round Pan Support
- Double Round Drip Tray
- Size (WxDxH): 635 x 500 x 100 mm



JUMBO 3BB BK

- Black Powder Coated Frame
- 3 Brass Burner: 1 Jumbo + 1 Medium + 1 Small
- Powder Coated Round Pan Support
- Double Round Drip Tray
- Size (WxDxH): 770 x 360 x 100 mm
- Also Available in Auto Ignition Push Button



JUMBO 3BB SS

- Stainless Steel Finish Frame
- 3 Brass Burner: 1 Jumbo + 1 Medium + 1 Small
- Powder Coated Round Pan Support
- Double Round Drip Tray
- Size (WxDxH): 770 x 380 x 100 mm





JUMBO 2BB BK

- Black Powder Coated Frame
- 2 Brass Burner: 1 Jumbo + 1 Small
- Powder Coated Round Pan Support
- Double Round Drip Tray
- Size (WxDxH): 600 x 360 x 100 mm



VIRAT HD 3BB BK

- Slim Type with Black Powder Coated Frame
- 3 Brass Burner : 1 small + 1 Medium + 1 Jumbo
- Black Diamond coated crown design Pan Support
- Ignition Type : Manual Ignition
- Size (WxDxH) (mm) : 770x380x135 mm



SPARK 4BB BK

- Slim Type with Black Powder Coated Frame
- 4 Brass Burner: 1 Jumbo + 2 Medium + 1 Small
- Powder Coated Round Pan Support
- SS Round Drip Tray
- Size (WxDxH): 630 x 500 x 80 mm



SPARK 3BB BK

- Slim Type with Black Powder Coated Frame
- 3 Brass Burner: 1 Jumbo + 1 Medium + 1 Small
- Powder Coated Round Pan Support
- SS Round Drip Tray
- Size (WxDxH): 770 x 380 x 80 mm



POWER 4BB BK / GRAND 4BB BK

- Black Powder Coated Frame
- 4 Brass Burner: 2 Medium + 2 Small
- Powder Coated Round Pan Support
- Fixed Round Drip Tray
- Size (WxDxH): 585 x 500 x 100 mm



POWER 3BB BK / GRAND 3BB BK

- Black Powder Coated Frame
- 3 Brass Burner: 2 Medium + 1 Small
- Powder Coated Round Pan Support
- Fixed Round Drip Tray
- Size (WxDxH): 690 x 360 x 100 mm




ARROW 2BB BK

- Black Powder Coated Frame
- 2 Brass Burner: 1 Medium + 1 Small
- Powder Coated Round Pan Support
- Fixed Round Drip Tray
- Size (WxDxH): 600 x 290 x 100 mm





Scan to Download
Faber Master Catalogue



FRANKE FABER INDIA PRIVATE LIMITED

Regd. Office/ Factory: 1086/1/2, Sanaswadi, Nagar Road, Tal Shirur, Pune 412208, Maharashtra, India
Toll Free Helpline: 1800 209 3484, email: ks-customer@franke.com, website: www.faberindia.com

Follow us on:  /FaberIndia  /faberindia  /FaberSpaIndia

Franke Faber India Private Limited is Licensed User of © Trademark of FABER S.P.A

Features and specifications are subject to change without prior notice. Pictorial representation may not be identical to actual product.
The Dimensions written are for reference purpose only and may not be an exact representation of the product, refer installation guide for actual cut-out.